

Public Document Pack



Children and Young People Policy and Performance Board

Monday, 24 May 2010 at 6.30 p.m.
Civic Suite, Town Hall, Runcorn

A handwritten signature in black ink, appearing to read 'David W R'.

Chief Executive

Please contact Caroline Halpin on 0151 471 7394 or e-mail caroline.halpin@halton.gov.uk for further information.

The next meeting of the Board is on Monday, 6 September 2010

**ITEMS TO BE DEALT WITH
IN THE PRESENCE OF THE PRESS AND PUBLIC**

Part I

Item No.	Page No.
1. MINUTES	
2. DECLARATION OF INTEREST (INCLUDING PARTY WHIP DECLARATIONS)	
Members are reminded of their responsibility to declare any personal or personal and prejudicial interest which they have in any item of business on the agenda, no later than when that item is reached and, with personal and prejudicial interests (subject to certain exceptions in the Code of Conduct for Members), to leave the meeting prior to discussion and voting on the item.	
3. PUBLIC QUESTION TIME	1 - 3
4. EXECUTIVE BOARD MINUTES	4 - 14
5. SSP MINUTES	15 - 19
6. DEVELOPMENT OF POLICY ISSUES	
(A) ANNUAL REPORT 2009/10	20 - 25
(B) SOCIAL WORK REFERRAL AND WORKLOAD ANALYSIS	26 - 32
(C) SCRUTINY TOPICS FOR 2010/11	33 - 34
(D) CLIMBIE VISITS	35 - 38
(E) TEAMS AROUND THE FAMILY (ALSO KNOWN AS C&YP LOCALITY WORK)	39 - 43
7. PERFORMANCE MONITORING	
(A) SUSTAINABLE COMMUNITY STRATEGY PERFORMANCE REPORT	44 - 77
(B) PERFORMANCE MANAGEMENT REPORTS FOR 2009/10	78 - 169

In accordance with the Health and Safety at Work Act the Council is required to notify those attending meetings of the fire evacuation procedures. A copy has previously been circulated to Members and instructions are located in all rooms within the Civic block.

REPORT TO: Children and Young People Policy & Performance Board

DATE: 24 May 2010

REPORTING OFFICER: Strategic Director, Resources

SUBJECT: Public Question Time

WARD(s): Borough-wide

1.0 PURPOSE OF REPORT

- 1.1 To consider any questions submitted by the Public in accordance with Standing Order 34(9).
- 1.2 Details of any questions received will be circulated at the meeting.

2.0 RECOMMENDED: That any questions received be dealt with.

3.0 SUPPORTING INFORMATION

3.1 Standing Order 34(9) states that Public Questions shall be dealt with as follows:-

- (i) A total of 30 minutes will be allocated for dealing with questions from members of the public who are residents of the Borough, to ask questions at meetings of the Policy and Performance Boards.
- (ii) Members of the public can ask questions on any matter relating to the agenda.
- (iii) Members of the public can ask questions. Written notice of questions must be given by 4.00 pm on the working day prior to the date of the meeting to the Committee Services Manager. At any one meeting no person/organisation may submit more than one question.
- (iv) One supplementary question (relating to the original question) may be asked by the questioner, which may or may not be answered at the meeting.
- (v) The Chair or proper officer may reject a question if it:-
 - Is not about a matter for which the local authority has a responsibility or which affects the Borough;
 - Is defamatory, frivolous, offensive, abusive or racist;
 - Is substantially the same as a question which has been put at a meeting of the Council in the past six months; or

- Requires the disclosure of confidential or exempt information.
- (vi) In the interests of natural justice, public questions cannot relate to a planning or licensing application or to any matter which is not dealt with in the public part of a meeting.
- (vii) The Chairperson will ask for people to indicate that they wish to ask a question.
- (viii) **PLEASE NOTE** that the maximum amount of time each questioner will be allowed is 3 minutes.
- (ix) If you do not receive a response at the meeting, a Council Officer will ask for your name and address and make sure that you receive a written response.

Please bear in mind that public question time lasts for a maximum of 30 minutes. To help in making the most of this opportunity to speak:-

- Please keep your questions as concise as possible.
- Please do not repeat or make statements on earlier questions as this reduces the time available for other issues to be raised.
- Please note public question time is not intended for debate – issues raised will be responded to either at the meeting or in writing at a later date.

4.0 POLICY IMPLICATIONS

None.

5.0 OTHER IMPLICATIONS

None.

6.0 IMPLICATIONS FOR THE COUNCIL'S PRIORITIES

6.1 **Children and Young People in Halton** - none.

6.2 **Employment, Learning and Skills in Halton** - none.

6.3 **A Healthy Halton** – none.

6.4 **A Safer Halton** – none.

6.5 **Halton's Urban Renewal** – none.

7.0 EQUALITY AND DIVERSITY ISSUES

7.1 None.

8.0 LIST OF BACKGROUND PAPERS UNDER SECTION 100D OF THE LOCAL GOVERNMENT ACT 1972

8.1 There are no background papers under the meaning of the Act.

REPORT TO: Children and Young People Policy and Performance Board

DATE: 24 May 2010

REPORTING OFFICER: Chief Executive

SUBJECT: Executive Board Minutes

WARD(s): Boroughwide

1.0 PURPOSE OF REPORT

- 1.1 The Minutes relating to the Children and Young People Portfolio which have been considered by the Executive Board and Executive Board Sub are attached at Appendix 1 for information.
- 1.2 The Minutes are submitted to inform the Policy and Performance Board of decisions taken in their area.

2.0 RECOMMENDATION: That the Minutes be noted.

3.0 POLICY IMPLICATIONS

- 3.1 None.

4.0 OTHER IMPLICATIONS

- 4.1 None.

5.0 IMPLICATIONS FOR THE COUNCIL'S PRIORITIES

5.1 Children and Young People in Halton

None

5.2 Employment, Learning and Skills in Halton

None

5.3 A Healthy Halton

None

5.4 A Safer Halton

None

5.5 Halton's Urban Renewal

None

6.0 RISK ANALYSIS

6.1 None.

7.0 EQUALITY AND DIVERSITY ISSUES

7.1 None.

8.0 LIST OF BACKGROUND PAPERS UNDER SECTION 100D OF THE LOCAL GOVERNMENT ACT 1972

8.1 There are no background papers under the meaning of the Act.

APPENDIX 1

Extract of Executive Board and Executive Board Sub Committee Minutes Relevant to the Children and Young People's Policy and Performance Board

EXECUTIVE BOARD MEETING HELD ON 4 MARCH 2010

97. CHILDCARE CAPITAL FUNDING

The Board received a report of the Strategic Director, Children and Young People on childcare capital funding 2009/11.

The report detailed the level and source of funding, funding criteria, the bidding process and also gave details of the proposed allocation of funding in the 2010/11 financial year.

The Board noted that capital funding had been allocated from the Department for Children and Families, to enable the provision of free early education introduced by the Early Years Foundation Stage (EYFS) in 2008. The grant had three main aims:-

- to improve the quality of the learning environment in early years settings, providing free entitlement, to support delivery of the EYFS, with a particular emphasis on improving play and physical activities and ICT resources;
- to ensure all children, including disabled children, were able to access provision; and
- to enable private, voluntary and independent providers to deliver the extension to the free offer for 3 and 4 year olds and to do so flexibly.

Members discussed the details of the Childcare Capital spend detailed in Appendix 1, attached to the report. It was agreed that this information should be included in the Authority's report to Governing Bodies.

RESOLVED: That

- (1) the proposed allocation of Childcare Capital Funding for ICT equipment be approved; and
- (2) the proposed allocation of Childcare Capital Funding for capital repairs and/ or development/equipment be

approved.

EXECUTIVE BOARD MEETING HELD ON 8 APRIL 2010

103. SCHOOL ADMISSIONS ARRANGEMENTS 2011-KEY DECISION

The Board considered a report of the Strategic Director, Children and Young People which set out the fulfilment of the requirement under the School Standards and Framework Act 1998, the Education Act 2002, the Education and Inspections Act, 2006 and associated regulations, to determine Halton Local Authority's (LAs) School Admissions Policy for LA maintained community and voluntary controlled schools, and co-ordinated admission schemes for all primary and secondary schools for September 2011 following statutory consultation.

It was noted that the LA also consulted on the admission arrangements to its maintained nursery schools for the September 2011 intake.

Members were advised that the Government now required Local Authorities to manage the In-Year Admissions process for children moving between schools during the academic year from September 2010 onwards and the consultation paper was issued alongside the above consultation paper seeking views on an appropriate model.

It was further noted that in January 2010 a statutory required consultation paper on the proposed admission arrangements and co-ordinated admission schemes for the September 2011 intake was issued. A copy of this consultation was appended to the report for information. The consultation procedure undertaken was outlined in the report, together with information regarding implications for policies and the Council's priorities.

The Board discussed the sensitivity issues encountered during the admission process. There was a slight spike in population of school children, in terms of admissions, this year which was expected to reduce next. Concerns were raised over children having to travel further to attend schools. In response it was noted that as parents accepted or declined places, nearer school places may become available for some children. Out of a total 3500 preferences only 13 had raised concerns.

REASONS FOR DECISION

The decision was statutorily required and any revision to the proposed arrangements may adversely affect school place planning as detailed in 7.1 of the report.

ALTERNATIVE OPTIONS CONSIDERED AND REJECTED

Other options considered and rejected included the allocation of places through random allocation (lottery) as this method could be seen as arbitrary and random.

IMPLEMENTATION DATE

The Policy allied for the September 2011 academic intake and would apply for three years unless further central or local government changes were required.

RESOLVED: That

- 1) the Board approves the School Admissions Policy Admission Arrangements and co-ordinated schemes for admission to primary and secondary schools for the 2011/12 academic year; and
- 2) the Board approves the adoption of the In-Year Co-ordinated Admissions Scheme as statutorily required for September 2010 onwards.

(NB: Councillor Nelson declared a personal interest in the following item due to being the Chair of Governors for the Grange School).

104. PRIMARY SEN UNIT REVIEW - KEY DECISION

The Board received a report of the Strategic Director, Children and Young People which summarised the response to the statutory consultation undertaken on Primary Special Education Unit (SEN) Provision in Halton. An outline of the decision making process was included in the report for information.

Members were advised that the review of SEN units resulted in a set of proposals designed to provide flexible provision within mainstream schools that allowed pupils to spend as much time as possible learning alongside their peers, depending on their individual needs.

It was noted that consultation took place in March 2009 and the feedback from the initial consultation had led to revised proposals with a second round of consultation in June 2009 after approval to commence consultation on the revised proposals which was given by Executive Board in 2009. Detailed in the report for information were the provisions that were proposed. The consultation procedure undertaken was outlined in the

report in addition to a copy of the statutory notice and proposal for information.

It was reported that there had been 137 responses to the formal consultation with 135 responses in support of the proposals published in the statutory notice.

Members were advised that the decision maker (Executive Board) must decide the proposals within two months of the end of the representation period otherwise the decision must be referred to the adjudicator for a decision. Appended to the report for information were details of the issues the decision maker needed to consider.

The report also set out the proposals in detail for each school that would be affected by the proposals.

The Board noted that all parties involved had been consulted despite reports in the local press to the contrary. Members discussed and welcomed the increased provision set out in the review.

REASONS FOR DECISION

To enable the process to be completed within statutory timescales. Decision to proceed to implementation must be made within two months of the end of the formal consultation.

Mainstream Primary SEN units are not matching the present and future requirements of the Borough. At present, there are surplus places within Primary mainstream SEN units.

ALTERNATIVE OPTIONS CONSIDERED AND REJECTED

To leave provision as it is. This would leave vulnerable to challenge on the basis of need and value for money.

IMPLEMENTATION DATE

Approval to proceed with the proposals for primary SEN unit provision must be agreed within two months of the end of the six weeks statutory notice period (21st April 2010). Implementation in September 2011 to be in line with the implementation of the agreed Secondary resourced provision.

RESOLVED: That

- 1) to receive the report on the proposals for Primary SEN Unit

provision; and

- 2) to approve the proposals, in line with the response to the formal consultation, within the statutory timescale of two months from the end of the representation period (deadline 24th April 2010).

105. SCHOOL ORGANISATION - THE HEATH A SPECIALIST TECHNOLOGY COLLEGE- KEY DECISION

The Board considered a report of the Strategic Director, Children and Young People which set out the response to the statutory consultation to make a prescribed alteration to expand The Heath A Specialist Technology College from 1st September 2013 so that it could offer 1350 with a proposed published admission number of 270. It was noted the report also sought a decision from the Board on the proposal.

Members were advised that during the consultation on future secondary provision in Halton, it was agreed that The Heath Specialist Technology College be expanded so that once the BSF building work had been completed the school would provide 270 places per year with a total of 1350 places for 11 – 16 year olds.

Detailed in the report were the aims of the proposals to expand the size of The Heath Specialist School. The consultation procedure undertaken was outlined in the report in addition to the details of the 63 responses which had been received.

Members were advised that the fourth bullet point in paragraph 3.2 of the report should have read as follows: Reduce the number of pupils choosing to access secondary education outside the borough.

It was further noted that the decision maker (Executive Board) must decide the proposal within two months of the end of the representation period otherwise the decision must be referred to the Adjudicator for a decision. Appended to the report was a copy of the statutory proposal details of the consultation and the issues the decision maker needed to consider. It was also noted that the decision must be given whether it was approved or rejected and should include the factors and criteria for the decision. Details of who copies of the decision must be sent to were outlined in the report.

REASON FOR DECISION

To provide more choice and diversity and retain pupils within the Borough.

ALTERNATIVE OPTIONS CONSIDERED AND REJECTED

N/A.

IMPLEMENTATION DATE

The decision needed to be made by 1st May 2010.

RESOLVED: That

- 1) the school be enlarged, as part of the Halton BSF programme and The Heath School be rebuilt and refurbished; and
- 2) the proposed capacity of the school will increase to 1350 from 1st September 2013 and the proposed admission number increased to 270.

106. COMMISSIONING OF POST 16 PROVISION IN HALTON- KEY DECISION

The Board received a report of the Strategic Director, Children and Young People which informed members of the abolition of the Learning and Skills Council (LSC) under the Apprenticeship Skills Children and Learning Bill (ACSL) and transfer of statutory duty and powers to Local Authorities from April 2010.

It was reported that on 1st April 2010, the LSC would be abolished and all functions previously carried out by the LSC with respect to 16 – 19 education and training would transfer either to local authorities or the Young People’s Learning Agency (YPLA). A number of brand new duties and powers for local authorities would be created.

It was noted that local authorities would have the central commissioning role for all education and training for young people aged 16 – 19 and up to the age of 25 for those with learning difficulties, and for those people in youth custody aged 10 to 18.

Members were advised that the Strategic Director for Children and Young People had now assumed lead commissioning responsibility for Post 16 Education and Training in the Borough and sat on the Riverside College Board which was the major provider of post 16 education in Halton. It was noted that this would not be appropriate from 1st April 2010 when the Council would assume statutory commissioning responsibility due to

inherent conflict of interest. The role was recommended to go to the Operational Director – Employment, Economic Regeneration and Business Development. This would be subject to a suitability interview by Riverside College Board.

Appended to the report for information were the key responsibilities for partners who were central to the commissioning process. The transferred LSC posts and resources would be fully funded through a Special Purposes Grant along with a contribution towards non employment costs would be made. Key documents that had been published that would support the transition were referred to in the report.

It was further reported that the 14 – 19 reform programme was a substantial element of the transfer. Details of this transfer were outlined in the report for information.

Members were further informed of the transition from the LSC to the Skills Funding Agency (SFA) which would be established to take on the post 19 functions of the LSC. It was reported that the SFA would route around £3.5 billion of funding to further education colleges and other providers including the Third Sector, primarily in response to customer (employer and learner) choice on programmes such as Train to Gain. It was further noted that the SFA would operate through three customer focused gateways which were outlined in the report for information.

The report also set out the Delivery Plan, policy implications and commissioning details.

The Board discussed the amount of funding provided to ensure every young person was engaged in training or education in terms of whether it was a sufficient amount. In reply it was noted that the provisions and progress would be monitored closely by the Council.

REASONS FOR DECISION

Council assumes responsibility for commissioning of post 16 provision from 1st April 2010. Through commissioning the Council would be able to ensure that a broad range of high quality 14 – 19 pathways was available for all young people. The Strategic Director for Children's Services would be the lead commissioner of provision, therefore could not sit on Riverside College Board.

ALTERNATIVE OPTIONS CONSIDERED AND REJECTED

Statutory Responsibility therefore no other options available.

IMPLEMENTATION DATE

1st April 2010.

RESOLVED: That the Council

- 1) assumes responsibility for commissioning of post 16 provision with effect from 1st April 2010;
- 2) receives LSC staff under TUPE regulations to support post 16 commissioning;
- 3) ensures a holistic approach to planning by reporting on post 16 commissioning to the Local Strategic Partnership and Employment Learning and Skills Strategic Partnership;
- 4) Executive Board receives a report as part of the annual commissioning cycle for post 16 education and training; and
- 5) replaces the Strategic Director for Children and Young People with Operational Director for Employment, Economic Regeneration and Business on Riverside College Governing body.

107. PLAYBUILDER PROJECT

The Board considered a report of the Strategic Director, Children and Young People which recognised the significant contribution that the Playbuilder Project had made in respect of National Indicator N199.

It was noted that 13 play areas had been delivered over the first two years of the scheme, details of which were outlined in the report for information, and considerable positive feedback had been received.

The proposed 9 sites for 2010/11 were set out in the report for consideration. Members were advised that successful delivery of the Playbuilder project would make a significant contribution to embed play in local policy in particular to National Indicator N199 (Satisfaction with Outdoor Play Facilities).

Arising from the discussion it was noted that the Tell Us Survey had reported a 10% increase in satisfaction levels and the Board wished to note its thanks to the team from the Children and Young People Directorate and broader Council involved in developing the sites and innovative new designs of the play areas and the positive effect they have had on the

Borough.

REASONS FOR DECISION

To agree (8) projects to be progressed in Playbuilder Project year 3.

ALTERNATIVE OPTIONS CONSIDERED AND REJECTED

N/A.

IMPLEMENTATION DATE

Three year capital programme with annual capital allowance. Implementation of year 3 projects to be completed by 31st March 2011.

RESOLVED: That

- 1) the Executive Board note the progress, especially in respect of National Indicator N199; and
- 2) agree proposals for 9 year 3 projects.

REPORT TO: Children and Young People Policy and Performance Board

DATE: 24 May 2010

REPORTING OFFICER: Chief Executive

SUBJECT: Special Strategic Partnership Board minutes

WARD(s): Boroughwide

1.0 PURPOSE OF REPORT

1.1 The Minutes relating to the Children and Young People's Portfolio which have been considered by the Special Strategic Partnership Board are attached at Appendix 1 for information.

2.0 RECOMMENDATION: That the Minutes be noted.

3.0 POLICY IMPLICATIONS

3.1 None.

4.0 OTHER IMPLICATIONS

4.1 None.

5.0 IMPLICATIONS FOR THE COUNCIL'S PRIORITIES

5.1 Children and Young People in Halton

None.

5.2 Employment, Learning and Skills in Halton

None.

5.3 A Healthy Halton

None.

5.4 A Safer Halton

None.

5.5 Halton's Urban Renewal

None.

6.0 RISK ANALYSIS

6.1 None.

7.0 EQUALITY AND DIVERSITY ISSUES

7.1 None.

8.0 LIST OF BACKGROUND PAPERS UNDER SECTION 100D OF THE LOCAL GOVERNMENT ACT 1972

8.1 There are no background papers under the meaning of the Act.



Halton Children's Trust

Minutes of Executive Group Meeting held on Tuesday 26th January 2010 2.00pm, Municipal Building Widnes

Present:

Gerald Meehan	Strategic Director of Children's Services (Co-Chair)
John Pearce	Divisional Manager, Planning & Performance, CYPD
Nigel Moorhouse	Operational Director, Specialist Services
Paula St Aubyn	Divisional Manager, Safeguarding, Quality and Review
Jane Lunt	Halton & St Helens PCT
Mark Grady	Policy & Partnership Development Officer, Halton LSP
Dympna Edwards	Deputy Director of Public Health, Halton & St Helens PCT
Steve Collett	Chief Officer, Cheshire Probation Area (Co-Chair)
Tony Crane	Organisational Development Manager, HBC
Amanda O'Brien	Third Sector Lead Engagement Officer
Dave Howard	Connexions Greater Merseyside
Gareth Jones	Youth Offending Team
Karen Hickey	Children's Trust Partnership Officer (minutes)

Apologies

Ann McIntyre	Operational Director, Business Support and Commissioning
Judith Kirk	Operational Director for Universal Learning, CYPD
Michelle Bradshaw	Halton & St Helens PCT
Jackie Burns	Learning & Skills Council, Greater Merseyside

In attendance

Catherine Johnson	Performance Manager, Planning & Performance, CYPD
-------------------	---

Item		Action
1.0	Matters Arising	
1.1	Item 1, CAF review – Chair of Project Board (from Children's Trust Board) will be Eugene Lavan	
1.2	Item 3.3, SDP 3 update re Child and family poverty, there will now be a Mersey Region commission around this. SDPs to bring a range of actions/issues around child and family poverty to next Executive Group meeting.	SDP Chairs
1.3	Item 4.1, SDP 3 to look at credit unions	PStA/ Vicky Buchanan
2.0	Priorities	
2.1	<u>SDP Update - Young People are Physically, Emotionally and Sexually Healthy</u> The SDP1 business plan was tabled to the group. Prime areas of focus will be tackling the number of under 18 conceptions, developing an action plan to improve infant mortality and the review and enhancement of multi agency strategy across the borough. Some progress has been made so far and an action plan has been developed. The next group meeting will	

<p>2.2</p> <p>2.3</p>	<p>take place on the 28th January.</p> <p><u>SDP Update – All Young People are Successful when they Leave School</u> The SDP2 business plan was presented to the group. Some progress has been made in 3 of the indicator of success areas. The planned update to the Children’s Trust Board will focus on progress against these indicators, and a report card will be developed to illustrate this using the same format adopted within the Children and Young People’s Plan.</p> <p><u>SDP Update – Children and Young People do Well Wherever they Live and Whatever their Needs</u> The SDP3 business plan was presented to the group. Membership is now established and actions have been identified to take forward each indicator of success for this priority. As the Tellus data is used a lot for the CAA this influences areas of focus that fall within this priority. The joint leads for child and family poverty are now Vicky Buchanan and Nick Mannion</p> <p>SDP business plans will now be developed into a common format, and Catherine Johnson will be working with the SDPs on this. SDP chairs will be required to present reports to the next Children’s Trust Board meeting using the new report card format. SDP chairs will also now meet as a group on a regular basis to progress actions more effectively. GM requested Top 3 priorities from SDPs for next year for presentation on the 11.02.10 at the Joint HSCB/CT Board Event.</p>	<p>JP/ Catherine Johnson</p> <p>SDP Chairs</p>
<p>3.</p> <p>3.1</p> <p>3.2</p>	<p>Decision Making</p> <p><u>Joint Commissioning Arrangements</u> The report outlined the principles and potential options for joint commissioning of children’s services within both Halton and St Helens Children’s Trusts. There were 3 options proposed as a way forward, these were:</p> <ol style="list-style-type: none"> 1. Maintain commissioning capacity and capability at current levels 2. Creation of a joint post between PCT and both Councils to coordinate joint CYP commissioning 3. Creation of a formal dedicated commissioning unit with joint senior appointment. <p>The group were informed that the Children’s Trust Board had previously agreed that option 2 would be the most viable as this would best support the new Council structure, and was most similar to the joint commissioning unit proposals put forward last year. The group agreed with this proposal. Report to go to next COMT meeting, JL, GM and Eugene Lavan to present. Start date for new arrangements will be after 1st April, and the possibility of co-location for the joint post to be explored.</p> <p><u>WNF Spend 2009/10 & LPSA Reward Grant</u> A report was presented to the group illustrating the current spend of WNF monies. Feedback from the LPSA reward grant is that funding will not be given from this source until the current WNF spend is allocated.</p> <p>Current WNF funding has been split between the 3 SDPs and there is an outstanding amount of 170k which remains unallocated. A proposal was put forward for allocation of some of the funding to be used towards implementation of the CAF action plan. The group agreed to commit to CAF funding on the basis of a redeveloped proposal for implementation of</p>	<p>GM/JL</p>

3.3	<p>the CAF programme, with reduced costings. Practical application of the funding stressed by the Executive Group.</p> <p>Regarding LPSA reward grant funding, it was proposed that NEET and Care Leavers be put forward for proposed funding from this source. These proposals should be put through with a cross cutting theme emphasis</p> <p><u>Key Priorities for 2010/11</u></p> <p>GM outlined that the priorities would be work done within the SDPs around the priorities within the Children and Young People's Plan</p>	
3.4	<p><u>Children's Trust/HSCB Development Day</u></p> <p>The draft agenda for the day was presented to the group. GM requested that the top 3 priorities from each SDP be identified, and these to be given as key aims at the event. JL to outline joint commissioning proposals. GM to outline links between Safeguarding Board and Children's Trust as part of opening speech.</p>	SDP Chairs JL GM
4.0	<p>Information Items</p>	
4.1	<p><u>One Children's Workforce Tool Summary Report</u></p> <p>This report was produced for the Children's Workforce Development Council in December 2009 as part of grant requirements. An action plan was produced as part of the report and a workforce steering group will follow these up. The report was informed by a questionnaire to all staff within Children's Services, and received the highest response rate in the Northwest.</p>	
4.2	<p><u>Safeguarding</u></p> <p>It has been identified that clearer processes are required to ensure the delivery of safeguarding priorities within the Children and Young People's Plan. PStA proposed that she would take responsibility to oversee that processes are put into place. PStA and JP to meet to discuss indicators of success for the safeguarding priority, and PStA to produce report on this. Indicators of success for all priorities to be discussed at next Executive Group meeting. A formal report to come to the next Executive Group and Children's Trust Board.</p>	PStA/ JP PStA
4.3	<p><u>Health and Wellbeing Analysis Proposal</u></p> <p>DE put forward a proposal for a member of staff within the PCT to undertake an analysis of the health and wellbeing of young people in Halton and St Helens using the Tellus3 and Tellus4 data. The benefit of this study would be that the data can be used to inform JSNA and CYPP processes, and also provide a framework for future analysis of Tellus data. The group agreed to the proposal, with schools research to be done on a locality basis.</p>	
5.	<p>Date and Time of Next Meeting: Tuesday 16th March 2010, 2.00pm Marketing Suite, Municipal Building Widnes</p>	

REPORT: Children and Young People Policy and Performance Board

DATE: 24 May 2010

REPORTING OFFICER: Strategic Director, Children and Young People

SUBJECT: Annual Report 2009/10

WARDS: Boroughwide

1.0 PURPOSE AND CONTENT OF REPORT

1.1 To receive the Children and Young People Policy and Performance Boards' Annual Report for 2009/10.

2.0 RECOMMENDED: That the 2009/10 Annual Report be recommended to Full Council.

3.0 SUPPORTING INFORMATION

3.1 Article 6 of the Constitution requires each Policy and Performance Board to submit an Annual Report to Council outlining their work, making recommendations for future work programmes and amended working methods as appropriate.

3.2 The Annual Report (see attached) has been submitted to the Children and Young People Policy and Performance Board for consideration.

4.0 POLICY IMPLICATIONS

4.1 None

5.0 OTHER IMPLICATIONS

5.1 None

6.0 IMPLICATIONS FOR THE COUNCIL'S PRIORITIES

6.1 **Children and Young People in Halton**
None

6.2 **Employment, Learning and Skills in Halton**
None

6.3 **A Healthy Halton**
None

6.4 **A Safer Halton**

None

6.5 Halton's Urban Renewal

None

7.0 RISK ANALYSIS

7.1 None

8.0 EQUALITY AND DIVERSITY ISSUES

8.1 None

**9.0 LIST OF BACKGROUND PAPERS UNDER SECTION 100D OF THE
LOCAL GOVERNMENT ACT 1972**

9.1 None under the meaning of the Act

CHILDREN AND YOUNG PEOPLE POLICY AND PERFORMANCE BOARD APRIL 2009 – MARCH 2010



**Cllr. Mark
Dennett
Chairman
Children &
Young People
PPB**

"I always like to start by looking back over the business conducted by the board during the previous twelve months. One of the first things that struck me was the large amount of time we had spent during that period looking more closely at our strategies and policies for our Children in Care.

In June 2009 members of the board were trained and encouraged to take part in inspection of our care homes (Regulation 33 visits) and also to meet with our social workers and their managers (Climbié visits) to make sure that they are fully supported in carrying out their work in protecting and helping children and young people. In September 2009 Climbié visits were a specific focus and in January 2010 a full review of our placement strategy for our Children in Care was conducted.

This increased scrutiny is only right and proper as over the last few years we have heard of Councils failing children by not providing adequate social care services. We can never be too careful when working with our most vulnerable and needy.

Once again the educational attainment of our children and young people was outstanding. I would like to take this opportunity to congratulate our students who did so well, and also thank the parents, carers and teachers who supported them in achieving these fantastic results. The results show Halton's commitment to drive up standards and improve the opportunities available to all of our young people as they move into adulthood.

Progress continued on the Building Schools for the Future (BSF) programme. This programme will transform Halton's Secondary Education provision through the investment of up to £100 million into our Secondary Schools. BSF and the Primary Capital programme, which will look at our Primary Schools, are massive commitments into the future of education in Halton. Their success, as well as tackling some of the entrenched health issues facing our children and young people are some of the main challenges facing the authority and it's partners.

Once again as part of the function of overview and scrutiny to hold the Executive Board to account we held the fourth of our annual question and answer sessions with a member of the Executive Board; this time it was the turn of Councillor Tom McNerney, Executive Portfolio Holder for the Children and Young People, who talked and answered questions on the future initiatives for the young people of our Borough.

Looking back I think it has been a good fourth year for the board and I would like to thank all of the members of the board, as well as all of the officers involved for their continued support and contribution.

Finally, I would like to conclude this report by thanking all of the officers and members (of all parties) involved in all of the 'additional duties' that take place to make sure that the children and young people receive that best care and support. Duties such as being a school governor with all of the responsibilities that that entails, statutory inspections of our care homes (Regulation 33) or of our social worker teams (Climbié visits), membership of the Local Safeguarding Board, the Adoptions Panel, the Children and Young People's Alliance Board, to name but a few of the 'extra duties' that both members and officers perform to support and improve the lives of the children and young people of our Borough."

Councillor Mark Dennett

Chairman, Children & Young People Policy and Performance Board

MEMBERSHIP AND RESPONSIBILITIES

During 2009/10 the Board comprised eleven Councillors – Cllr M Dennett (Chairman), Cllr M Horabin (Vice Chairman), Cllr P Browne, Cllr P Drakeley, Cllr K Loftus, Cllr R Gilligan, Cllr T Higginson, Cllr J Lowe, Cllr S Parker, Cllr M Ratcliffe, Cllr J Stockton.

The Board is responsible for scrutinising performance and formulating policy in relation to the work of the Council (and its partner agencies within Children's Trust Arrangements) in seeking: to ensure that children and young people in Halton have the best possible start in life and opportunities to fulfil their potential and succeed; and to scrutinise progress against the Corporate Plan and the Children and Young People's Plan.

REVIEW OF THE YEAR

The full Board met five times during the year, and set out below are some of the main initiatives that the Board has worked on during the year.

Educational Attainment and Achievement 2009

School performance was discussed in relation to the successes specifically at Key Stage 2 and 4 and also in terms of progress in narrowing the gap for achievement for vulnerable pupils including those with special educational needs. Halton continues to perform well in comparison to national outcomes as a result of the gains made and maintained over the past few years.

Services for Homeless Young People

Consultation meetings with homeless young people in Halton took place to raise issues and make suggestions which could have a positive impact on the quality of life of homeless young people, if implemented. Members noted the two key issues identified from the consultation meetings. The Board considered what training provision was already available through YMCA tailored training and Riverside College short courses and requested that a proposal for funding for costs of public transport be submitted to the 14-19 Partnership.

Placement Strategy Review

A review of the current position regarding the Halton Children In Care (CIC) population and the arrangements for placing children was undertaken. Members noted that there had been significant difficulty in recent years in recruiting Foster Carers to meet demand for placements and to provide a choice of placement. Members noted that the recent Ofsted inspection of the Foster Care Service in Halton judged the service to be good with some outstanding features, however, the Inspector had made a formal recommendation in respect of National Minimum Standard 17. The Board considered the barriers to the recruitment of foster carers and how these had been addressed in the review.

Service Plans

This year the Board continued to take significant steps forward in the way it engaged with the service planning process. The PPB Members identified issues and activities they hoped could be prioritised in the service plans for 2010/11-2012/3.

Developments for Young Carers

National and Local Developments for Young Carers were set out for Members consideration including the new locality structure, family centred approaches to early intervention and prevention for Children In Need. Members felt that these developments were worthy of further work and therefore 'Young Carers' was agreed as a scrutiny topic for the Board's 2010/11 work programme.

Developments in Post 16 Provision

The transfer of statutory responsibility for 16-19 provision to local authorities was due to take place in 2013 and the Board received a progress report on the work undertaken to date. Members considered the 14-19 Education Plan, partner involvement and how commissioning and financial systems would operate. A particular concern of the Board was transportation between sites and what provision would be available.

PERFORMANCE ISSUES

2009/10 saw the important, high level outcomes for children and young people in Halton coming more under the scrutiny spotlight. The PPB raised its sights to focus attention on key, strategic indicators of performance e.g. as set out in the Local Area Agreement and in the service's work with partners. Through the LAA a suite of targets was agreed for Halton with Government and local partners. It emphasises the requirement for named partners to co-operate in striving to achieve those targets. There were 34 indicators in the LAA, together with statutory education and early years targets. The LAA reflects the priorities in Halton's community strategy for improving the quality of life in Halton, including the need to tackle high teenage pregnancy rates in the Borough.

RESTRUCTURING OF THE CYPD

The Council's efficiency programme has resulted in a restructuring of the Children and Young People's Directorate to be implemented from 1st April 2010. The CYP Directorate will reduce from four Departments to three:

- Children and Families Services
- Learning and Achievement Services
- Children's Organisation and Provision

The Children's Safeguarding Unit will report directly to the Strategic Director in order to separate the delivery of Safeguarding Services from a review and auditing function.

WORK PROGRAMME FOR 2010/11

The Board has decided that during the current municipal year (2010/11) it will carry out Topic reviews examining the following area:

- Young Carers

This topic area will be completed in 2010/11.

In 2009/10 the following scrutiny topic was completed:

- Health of Young People

SAFEGUARDING

Members regularly considered matters relating to Safeguarding, particularly in the areas of monitoring of racist incidents, anti-bullying, private fostering arrangements and the work of the Halton Safeguarding Children's Board.

Members of the Public are welcome at the meetings of the Board. If you would like to know where and when meetings are to be held or if you would like any more information about the Board or its work, please contact Gill Bennett on 0151 471 7545 or e-mail: gill.bennett@halton.gov.uk

REPORT TO:	Children & Young People Policy & Performance Board
DATE:	24 May 10
REPORTING OFFICER:	Strategic Director – Children & Young People
SUBJECT:	Children in Need Referral and Assessment Analysis
WARD(S)	Borough-wide

1.0 PURPOSE OF THE REPORT

- 1.1 The purpose of this report is to afford Members the opportunity to scrutinise Referral and Assessment activity and advise of issues impacting on current performance within Children in Need (CiN) service.
- 1.2 The completion of Initial and Core Assessments within timescales stands at 76.2% for Initial Assessments and 80.3% for Core Assessments. This Data has not been quality assured and is currently subject to a 'data tidy' exercise.
- 1.3 It is important that Members have a good understanding of the reason for this performance and are satisfied that adequate strategies are in place to ensure that the children of Halton are safeguarded. Recent Ofsted inspections of Contact, Referral and Assessment processes in other Local authorities have looked at scrutiny of safeguarding practices.

2.0 RECOMMENDATION: That

- (1) the PPB note the contents of the report;
- (2) Halton Safeguarding Children Board continues to scrutinise and support the work of the Children's Trust in relation to the development of Localities and the progress of the CAF Action Plan;
- (3) Halton safeguarding Children Board scrutinises the response to Domestic Violence across the levels of need within Halton; and
- (4) a further report is presented to PPB in six months.

3.0 SUPPORTING INFORMATION

- 3.1 The recent CAF review highlighted issues on the role of early intervention and meeting the needs of children at the earliest possible point. This is within a context of increasing referrals to Children's Social Care (CSC).
- 3.2 The role of Team Around the Family (Locality Working) with emphasis on the CAF plus model and robust and early intervention should go some way to address some of these issues but it will be some time before there is an impact on referrals and caseloads within CiN.
- 3.3 Children's Social Care is made up of a number of services. The CiN service provides contact referral and assessment services to Children in need and those in need of protection. The Permanence team provides services to children in care who have a plan of permanence and the Young People's team provides services to care leavers and Children in Need who are 16+. The Children with Disability Team provides services for those children with complex needs. The fostering team and adoption team undertake family finding and recruitment of carers.

3.4 **Analysis**

Referrals

A referral is a request to Children's Social Care for a service or advice that is accepted by Children's Social Care for allocation for assessment.

- In the seven months June to January there was a total of 842 referrals. The total number of referrals for 08/09 was 1324.
- There appear to be peaks around main school holiday times, June July and August and again in December.
- Police generated 349 or 41.4 % of referrals via the CAVA notification process.
- The main reasons for referral were Family Dysfunction, 36%(303), Domestic Abuse 26%(221) and Neglect 16%(133).
- Only 7.2% or 61 of the 849, referrals received had previously had a CAF. This does not support the argument that the rise in referrals is due to improved identification of need.
- 138 of the 842 referrals to CSC closed within 3 months or 16.4%

3.5 Contacts

A contact is a request to Children's Social Care for a service or advice that is not accepted for allocation for assessment as it does not meet the criteria for access to assessment at Levels 3a, 3b and 4 of Halton's Level of Need Criteria.

- There were a further 408 contacts during the period. 160 of those contacts were notifications from organisations such as CAFCASS, probation, Ofsted etc, all generating work in terms of Carefirst checks, responding to enquiry and loading on the system.

3.6 Caseloads

- The total number of open cases in CiN as of 31st January 10 was 668
- The three additional social work posts agreed following the review of Safeguarding Services in light of Baby P in Haringay have now been appointed to and will shortly be in post.
- Below is a table of social worker case Loads within CiN as of 31st January 10. A Caseload management tool has been developed to aid discussion in supervision about caseloads and assist in understanding the workload for individual workers.

Team	Worker	CiC	CiN	CP	Total
CC1	SW 1	1	4	3	8
	SW 2	2	23	4	29
	SW 3	2	21	2	25
	SW 4	3	26	0	29
	SW 5	0	13	5	18
	SW 6	0	28	5	33
	CSWs	0	14 (3a)	0	14
	Pr M	0	1	0	1
	Team Total		8	130	19
CC2	SW 1	0	26	7	33
	SW 2	2	23	1	26
	SW 3	3	15	12	30
	SW 4	3	14	1	18
	SW 5	1	15	2	18
	SW 6	1	24	0	25
	SW 7	4	10	7	21
	SW 8	0	13	1	14
	Pr M	0	7	0	6
	CSWs		25 (3a)		
Team Total		14	172	31	217
CC3	SW 1	0	24	2	26
	SW 2	1	14	6	21
	SW 3	0	23	0	23

	SW 4	4	20	1	25
	SW 5	0	12	0	12
	SW 6	1	6	3	10
	SW 7	1	16	3	20
	SW 8	0	22	0	22
	SW 9	3	18	8	30
	SW 10	0	10	0	10
	SW 11	2	25	2	29
	CSWs	0	65 (3a)	0	65
	SSW	0	12	12	12
	Pr M	0	2	0	2
Team Total		12	257	25	294

- Despite the increase in Referrals the vast majority of cases are managed on a CiN basis and overall Child Protection (CP) Plan numbers and Children in Care (CiC) numbers have remained stable at 80 -85 and 155 respectively.

3.7 Court Activity

Court activity also impacts significantly on the work of the CiN teams. In January 10 there were 25 sets of Care proceedings compared to the usual average of 16 -17. This is not due to an increase in issuing of proceedings but reflects the difficulties in the courts at the present time. The average length of proceedings during this period was 49 weeks.

3.8 Capacity

- Management capacity for CiN Service has been an issue. We will shortly have four Practice Managers and one Principal Manager vacancy. As well as pressure in terms of supervision points this also creates pressure in respect of authorising of assessments and other critical reports and documentation and the chairing of key meetings including Core Groups and CiC planning meetings.
- In order to address this shortfall, appropriate measures have been put in place.
- The Recruitment and Retention strategy has recently been reviewed and revised with increased focus on management capacity. We have recently advertised and recruited to vacant management posts with both internal and external appointments. This will mean that providing all posts are accepted, we will only have on vacant Practice Manager post in Children in Need. This round of recruitment has been successful due to the positive outcome of the recent Job

Evaluation appeal and agreement that Principal and Practice Managers salaries will attract a market supplement to ensure that Halton remain competitive with neighbouring authorities. This shortage of management capacity reflects the national picture.

- Halton is committed to developing a 'grow your own' traineeship for social workers who are aspiring managers, building on the success of social work traineeship and student intake scheme. The Children's workforce Development Council is developing management programs which Halton have signed up to.
- The recruitment and retention of social workers remains good in Halton.
- The Divisional Manager CiN is meeting with Principal Managers fortnightly to focus on performance issues.

3.8 Performance / Data

- Considerable time is currently spent on 'data tidy up'. This is exacerbated by the three systems that Social workers currently have to operate, Carefirst, Integrated Children's System (ICS) and paper files. Most information has to be inputted at least twice on two separate systems.
- Carefirst 6 and Electronic Social Care Records should help to resolve these issues but they are some way off. Social Workers are involved in the design of Carefirst 6 and whilst it is important that this is progressed speedily this needs to be balanced against ensuring we get it right.
- It would be helpful to bring forward the roll out of mobile working (lap tops with 3 G cards) for all social workers to provide greater flexibility around completion of assessments.

3.9 Summary

Whilst there is considerable pressure within the children in need teams, it must be emphasised that whilst there may be problems and delays in the recording of assessment processes, all children are seen within seven days of referral . Assessments are generally of a high standard and this has been confirmed through the Case File Audit Process.

The numbers of Children in Care and Children subject to a Child Protection Plan remain stable and there is evidence of robust safeguarding and care planning processes. There are no

unallocated cases.

The roll out of Team around the Family (Locality working : see separate report) with an emphasis on CAF plus model should help to reduce the number of referrals to Children's Social Care. There is a commitment to providing experienced social workers for the Locality Teams to establish a 'Triage' approach to referrals.

4.0 POLICY IMPLICATIONS

4.1 The work of the Children in Need teams is underpinned by Working Together 2010, the main purpose to provide services to the most vulnerable children including those in need of protection. This is a statutory function that is measured through a series of national Indicators. The performance of these teams impacts on all aspects of Children's Social Care and it is essential that we ensure that our safeguarding processes through the duty referral and assessment process remain robust.

5.0 OTHER IMPLICATIONS

5.1 The CiN teams have just experienced their first Ofsted Unannounced inspection, which can have an impact on the Council's overall rating. Whilst this report highlights some of the current difficulties and constraints it is important to emphasise that in Halton we have very high standards in respect of safeguarding children and robust responses to Child Protection issues.

6.0 IMPLICATIONS FOR THE COUNCIL'S PRIORITIES

6.1 Children & Young People in Halton

All Children in need are subject to regulated services which will be inspected by Ofsted. It is important that members have a good understanding of the work of the front line teams and are assured that Contact, Referral and Assessment processes are robust and safeguard children.

6.2 Employment, Learning & Skills in Halton

If children and young people are not safeguarded from harm they will have poorer outcomes and less likely to achieve economic well being

6.3 A Healthy Halton

If children and young people are not safeguarded from harm they will have poorer outcomes and less likely to thrive and be healthy

6.4 A Safer Halton

The performance of the Council's children services contact, referral

and assessments teams is critical to keeping the most vulnerable children and young people in the borough safe

6.5 Halton's Urban Renewal

None

7.0 RISK ANALYSIS

7.1 If Contact Referral and Assessment processes are not robust and do not ensure that children are safeguarded and protected from harm, then children will remain vulnerable to poor outcomes and the service will receive poor Inspection outcomes which will impact on the over all rating of the council.

8.0 LIST OF BACKGROUND PAPERS UNDER SECTION 100D OF THE LOCAL GOVERNMENT ACT 1972

8.1

Document	Place of Inspection	Contact Officer
Working Together to Safeguard Children	Grosvenor House	Vicky Buchanan
Halton safeguarding Board Child Protection procedures	Grosvenor House www.haltonsafeguarding.co.uk	Vicky Buchanan

REPORT: Children and Young People Policy and Performance Board

DATE: 24 May 2010

REPORTING OFFICER: Strategic Director, Children and Young People

SUBJECT: Scrutiny Topics for 2010/11

WARDS: Boroughwide

1.0 PURPOSE AND CONTENT OF REPORT

1.1 The key task is for Board Members to decide on a work programme of scrutiny topics to be undertaken in the next municipal year.

1.2 At the last meeting of the Board the following topic was agreed:

- Young Carers

2.0 RECOMMENDED: That the Policy and Performance Board finalise and agree development of the topics to be included in the Board's 2010/11 work programme.

3.0 SUPPORTING INFORMATION

3.1

4.0 POLICY IMPLICATIONS

4.1 The Council's priorities are further developed through the 2010/11 scrutiny topics.

5.0 OTHER IMPLICATIONS

5.1 None.

6.0 IMPLICATIONS FOR THE COUNCIL'S PRIORITIES

6.1 Children and Young People in Halton

Selection of scrutiny topics for 2009/10 leads to further development of the Council's priorities.

6.2 Employment, Learning and Skills in Halton

Selection of scrutiny topics for 2009/10 leads to further development of the Council's priorities.

6.3 A Healthy Halton

Selection of scrutiny topics for 2009/10 leads to further development of the Council's priorities.

6.4 A Safer Halton

Selection of scrutiny topics for 2009/10 leads to further development of the Council's priorities.

6.5 Halton's Urban Renewal

Selection of scrutiny topics for 2009/10 leads to further development of the Council's priorities.

5.0 RISK ANALYSIS

5.1 The main risk is in terms of capacity to undertake the work. This may be managed in the eventual selection of topics to be considered.

6.0 EQUALITY AND DIVERSITY ISSUES

6.1 All topics finally selected will take into account equality and diversity implications.

7.0 LIST OF BACKGROUND PAPERS UNDER SECTION 100D OF THE LOCAL GOVERNMENT ACT 1972

7.1 There are no background documents under the meaning of the Act

REPORT TO: Children & Young People Policy & Performance Board

DATE: 24 May 2010

REPORTING OFFICER: Strategic Director – Children & Young People

SUBJECT: Climbie Visits

WARD(S) Borough-wide

1.0 PURPOSE OF THE REPORT

- 1.1 To report to PPB on the conduct of and outcomes from Climbie Visits to front line Child in Need Teams.
- 1.2 To review the outcomes from the recommendations reported to PPB on 7 September 09.

2.0 RECOMMENDATION: That

- (1) the PPB note the contents of the report;**
- (2) a new and extended list of available Members is agreed by PPB and training offered and a rota of Climbe Visits agreed;**
- (3) that following all Climbe Visits the report provided by Members and the responses made by relevant Managers should be reported to PPB and scrutinised twice a year; and**
- (4) that the focus of Climbe Visits should give increased scrutiny to the core business of Contact, Referral and Assessment processes and performance data should routinely be discussed and understood.**

3.0 SUPPORTING INFORMATION

- 3.1 Training was provided to PPB Members on 1st June this year 09. A further training date need to be arranged to provide both refresher training for those Members who carry out visits and training for members new to this role.
- 3.2 There are currently five Members identified to carry out Climbie Visits, three in Runcorn and two in Widnes. Visits are carried out quarterly and a report is then sent to the Operational Director for Specialist Services and passed to the Divisional Manager, Children

in Need to respond to any issues raised.

Meeting dates have been set for the year; Widnes visits have taken place on the agreed dates, 21st September 09, 14th December 09 and 31st March 10.

Runcorn visits have again proven more problematic, a visit took place on 17th November 09, February visit did not go ahead and there is one scheduled for 18th May 10.

3.3 The purpose of the Climbe Visit is to;

- Ensure that staffing levels are appropriate
- Check that workloads of individual workers are appropriate
- Ensure that referral management processes are sound and secure
- Check on the performance of the Duty Teams
- Track the progress of implementation of Integrated Children's System (ICS)

3.4 Following on from the recommendation in the last report in relation to increased scrutiny of the core business of Contact, Referral and Assessment processes there has been an increased emphasis on these issues. Many of the issues have been addressed in the 'Children in Need Referral and Assessment Analysis' which has been tabled today these include,

- Court issues
- IT issues including Carefirst 6
- Management vacancies
- Volume of work.

Additionally issues have been raised about,

- Parking at Midwood house which has been improved with the installation of a barrier but still remains problematic.
- Impact of leave year and suggestion that this should be staggered e.g. by birthdays to take pressure off service delivery especially in March.
- Raised the profile of Conflict Management Training
- Raised the profile of Flu Jobs
- Positive availability of training for front line workers

4.0 POLICY IMPLICATIONS

4.1 Lord Laming's Inquiry into the death of Victoria Climbe recommended that; *Chief Executives of local authorities with social services responsibilities must make arrangements for senior managers and councillors to regularly visit intake teams in their children's services department, and to report their findings to the Chief Executive and social services committee.* This recommendation remains 'best practice' and still considered as part

of any Ofsted Inspection.

5.0 OTHER IMPLICATIONS

5.1 There are two issues which need to be addressed to strengthen the conduct of Climbie Visits.

5.2 Firstly there have been some difficulties engaging Members to carry out visits. Visits to the Widnes team are prioritised by the two Members involved and take place at appropriate intervals, however embedding the same process in Runcorn has proved more problematic. All Members involved in Climbie Visits must have an Enhanced CRB Disclosure.

5.3 Secondly, training is available for Members carrying out the visits to ensure there is increased scrutiny of Referral and Assessment processes and that performance data is understood, this will ensure that Members have a good understanding of the issues that impact on front line services and ensure that services continue to safeguard and promote the welfare of children in the borough.

6.0 IMPLICATIONS FOR THE COUNCIL'S PRIORITIES

6.1 Children & Young People in Halton

All Children in Need are subject to regulated service provision. From April 2009 there will be annual unannounced inspections of Contact, Referral and Assessment Teams. Climbie Visits afford Members an opportunity to assure themselves that front line teams are providing a standard of service that safeguards children.

6.2 Employment, Learning & Skills in Halton

If children and young people are not safeguarded from harm they will have poorer outcomes and less likely to achieve economic well being

6.3 A Healthy Halton

If children and young people are not safeguarded from harm they will have poorer outcomes and less likely to thrive and be healthy

6.4 A Safer Halton

The performance of the Council's children services contact, referral and assessments teams is critical to keeping the most vulnerable children and young people in the borough safe.

6.5 Halton's Urban Renewal

None

7.0 RISK ANALYSIS

7.1 If Climbie Visits are not conducted regularly and effectively, the Council will be in breach of recommendation 41 of Lord Laming's Inquiry. This will have a detrimental impact upon the rating of

children services and the wider Comprehensive Area Assessment (CAA).

8.0 LIST OF BACKGROUND PAPERS UNDER SECTION 100D OF THE LOCAL GOVERNMENT ACT 1972

8.1

Document	Place of Inspection	Contact Officer
The Victoria Climbe Inquiry	Grosvenor House	Vicky Buchanan
Procedure Undertaking Visits for Climbe	Grosvenor House	Vicky Buchanan

REPORT TO: Children & Young People Policy and Performance Board

DATE: 24 May 2010

REPORTING OFFICER: Strategic Director, Children & Young People

SUBJECT: Teams Around the Family (also known as C&YP Locality Work)

WARDS: Borough wide

1.0 PURPOSE OF THE REPORT

1.1 To brief PPB on the development of Locality working (Teams Around the Family).

2.0 RECOMMENDATION: That the PPB note the contents of this report

3.0 SUPPORTING INFORMATION

3.1 The Halton Children's Trust has developed a 'Levels of Need' Framework to help practitioners and managers in the various agencies in Halton to identify the needs of children and young people, and make decisions on how those needs can be met and by which agencies. The Framework operates at four levels, with Level 3 being divided into (a) and (b):

Level 1 - children with no additional needs, accessing universal services (including, for example, schools and primary health care)

Level 2 - children with additional needs that can be met via CAF and coordinated by a Lead Professional, if a multi-agency response is required

Level 3(a) - children with additional more complex needs that require a multi-agency response coordinated by a Lead Professional – either via CAF or a Child in Need Plan

Level 3(b) - children with a high level of needs, where parenting may be compromised and who are at risk of having needs at Level 4 – a Child in Need Plan is required

Level 4 – children with significant needs and compromised parenting/caring and in need of protection from harm.

3.2 The locality working model is composed of the following strands:-

Strand 1: Additional Support around CAF (Common Assessment Framework) Implementation

- Identifying children and young people who should have a CAF
- Identifying children and young people who may have a CAF but who do not need one (i.e. single agency intervention required)
- Challenge and embed robust CAF framework ensuring that CAF is not a barrier to services and does not become a referral process
- Ensure a holistic assessment is undertaken which identifies needs rather than resources
- Undertake some CAF assessments where it is not easily identifiable who should complete that assessment and identify lead professional
- Offer practical support to colleagues undertaking CAF assessments where appropriate – e.g assisting in the identification of resources to support CAF plans
- The development of a Locality Support Forum engaging with all partners who deliver services to children, young people and their families to ensure that services meet identified need

Strand 2: Identifying Local Need and Informing Commissioning

- Develop a good understanding of the needs within the locality
- Have a clear understanding of which agencies are involved with children, young people and their parents / carers to ensure a co-ordinated approach which meets the needs of all family members (Think Family)
- To share across agencies indicators about children and young people who may be vulnerable to poor outcomes to ensure early identification of need and that services are provided to address these both at an individual and community level.

Basic Principles

- Early identification of need and intervention with children and young
- Holistic support in partnership with a range of service providers including Health, Children's Social Care, Adult Services, voluntary, independent and private sectors (Think Family Model)
- Development of 'CAF Plus' model through support to universal support
- Multi agency commitment to provide a targeted continuum of support, especially to those children who are vulnerable to poor outcomes, to ensure that we deploy our collective resources in the most efficient way possible

- 3.3 There are a number of drivers that point to the need to develop locality working in Halton as a way forward towards an integrated preventative way of working with children and families.
- a. A report commissioned by Halton Safeguarding Children Board in 2008 – The Halton Level of Needs Framework – The 3b Cases found that there were a cohort of cases that moved in and out of the children in need system quickly and which often lead to re-referrals to Children’s Social Care but where a coordinated response is not available once the family is no longer an open case to Children’s Social Care.
 - b. A review of the Common Assessment Framework carried out in 2009 found that the joined up multi agency working associated with the role out of the CAF was only evident in some areas of the borough and not in others. Within all the key agencies there were very differential levels of acceptance of CAF as a way of working and overall there were many fewer CAF’s than referrals to CSC.
 - c. The findings of the localities pilot undertaken within an area of Runcorn which has piloted a supported CAF approach to meeting needs.
 - d. The DCSF published it’s guidance Early Intervention – Securing Good Outcomes for All Children and Young People in March 2010.
 - e. “Think Family” guidance which is asking LA’s and other key partners to improve the identification and support of adults experiencing problems who are parents or carers; and to co-ordinate the support that is provided by different agencies to each family, especially those experiencing significant problems.
 - f. The findings of Serious Case Reviews in Halton over the last two years have in some instances highlighted the absence of a coordinated response to children and family needs below the level of Children Social Care involvement.
 - g. The increase in demand for specialist services that followed the Baby Peter case points to a need to manage demand for specialist social work services by managing demand much further down the system and having mechanisms designed to meet need at the lowest possible level within the levels of need framework.
- 3.4 We know from the consultative work undertaken as part of the CAF review that there is a general willingness to address needs via the CAF within agencies but that there is a general lack of confidence within the potential pool of lead professionals around their own skills and knowledge. The development of locality teams addresses the very limited support that has been available to lead professionals and as much as anything will be addressing whole children’s workforce development issues as well as ensuring that the Think Family element is embedded in work around children and young people.

- 3.5 Children's Centres are closely tied into the localities structure and the development of localities will be looking at enhancing the role of Children's Centres in working with more targeted families. This may lead to some changes in the menu of support currently on offer from Children's Centres. Most if not all of the localities work will be based out of Children's Centres.
- 3.6 A further objective of the development of localities is to better manage the interface between lower level interventions and statutory interventions managed by Children's Social Care. There are often disputes about whether cases can and should be managed via a CAF or need to be dealt with as Children in Need. Indeed one of the reasons given for some agency staff being reluctant to be CAF lead professionals is that they are worried that they will be left holding cases that they don't feel able to manage. One of the principals that it is hoped to establish through locality working is that movement up and down the levels of need for children and families will be seamless. To this end the locality teams will contain social workers seconded from Children in Need who will review cases where the level of need and or risk is increasing and these cases will be moved into the Children in Need system without requiring referral. Equally where cases are coming down from Children in Need the locality teams will put together support for those families so that we avoid the situation where once a case is closed the support ceases and the family ends up being re-referred down the line.
- 3.7 The localities workforce will be drawn from within the current Children's Centre / Children & Young People Area Network (CYPAN) workforce. There is a balance to be struck between these new developments and ensuring that Children's Centres are well managed and meeting their core offer particularly as Children's Centres will be subject to OfSTED inspections. In addition we will be exploring with some of our key partners at the Children's Trust what staffing contribution they are able to make to the locality team in each area.
- 3.8 A number of groups of staff who work at level 2/3 within the levels of need will be based within the localities teams namely the Young Carers workers who have been TUPE'd over to the LA following the insolvency of HIT's and the Family Intervention Project staff who are currently located within Community Safety.

4.0 POLICY IMPLICATIONS

There are no policy implications

5.0 OTHER IMPLICATIONS

No other implications

6.0 IMPLICATIONS FOR THE COUNCIL'S PRIORITIES

6.1 Children & Young People in Halton

These developments are aimed at securing better outcomes for Children and Young People by addressing additional needs sooner

6.2 Employment, Learning & Skills in Halton

The Children Centre core offer includes Job Centre plus and activity to increase employability

6.3 A Healthy Halton

The delivery of the core Children Centre offer as well as the locality support element is closely linked to the PCT and health outcomes

6.4 A Safer Halton

The inclusion of the Family Intervention Project within these arrangements addresses issues of anti-social behaviour and crime

6.5 Halton's Urban Renewal

Not applicable

7.0 RISK ANALYSIS

The key risks are associated with the financial climate as most of the funding in this area is central government grant

8.0 EQUALITY AND DIVERSITY ISSUES

The nature of this work is to support equality and diversity

9.0 LIST OF BACKGROUND PAPERS UNDER SECTION 100D OF THE LOCAL GOVERNMENT ACT 1972

Document	Place of Inspection	Contact Officer
HSCB Report The Halton Level of Needs Framework – The 3b Cases	CYPD	Sheena Doyle
Review of the Common Assessment Framework 2009	CYPD	Jonathan Potter
The findings of the localities pilot	CYPD	Julie Karmy
Early Intervention – Securing Good Outcomes for All Children and Young People in March 2010	DCSF	Available online

REPORT TO: Children & Young People Policy and Performance Board

DATE: 24 May 2010

REPORTING OFFICER: Strategic Director, Resources

SUBJECT: Sustainable Community Strategy Performance Report

WARDS: Borough-wide

1.0 PURPOSE OF REPORT

1.1 To provide information on the progress towards meeting Halton's Sustainable Community Strategy targets at 2009 – 10 financial year-end.

2.0 RECOMMENDED: That

(1) the report is noted; and

(2) the Board considers whether it requires any further information concerning the actions being taken to achieve Halton's LAA targets.

3.0 SUPPORTING INFORMATION

3.1 The revised Local Area Agreement, which comprises an element of Halton's Sustainable Community Strategy, was signed off by the Secretary of State in June 2008. The LAA contains a set of measures and targets agreed between the Council, local partner agencies (who have a duty of co-operation in achieving targets) and government. There are 32 indicators within the LAA along with statutory and education and early years targets. The current agreement covers the period April 2008 to March 2011.

3.2 The Agreement was refreshed in March 2010 following a review with Government Office North West. Any changes to performance targets that resulted from this review have been reflected within the enclosed report.

3.3 Attached as Appendix 1 is a report on progress to the 2009 – 10 financial year end which includes those indicators and targets that fall within the remit of this Policy and Performance Board.

3.4 In considering this report Members should be aware that:-

- a) All of the measures within the National Indicator Set are monitored through Quarterly Departmental Service Plan Monitoring Reports. The purpose of this report is to consolidate information on all measures and targets relevant to this PPB in order to provide a clear picture of progress.

- b) In some cases outturn data cannot be made available and there are also some Place Survey based indicators for which information will not become available until 2010 i.e. the next date the survey is due to be undertaken.

4.0 CONCLUSION

- 4.1 The Sustainable Community Strategy for Halton, and the Local Area Agreement contained within it, is the main mechanism through which government will performance manage local areas. It is therefore important that we monitor progress and that Members are satisfied that adequate plans are in place to ensure that the Council and its partners achieve the improvement targets that have been agreed.

5.0 POLICY IMPLICATIONS

- 5.1 The Local Area Agreement acts as the delivery plan for the Sustainable Community Strategy for Halton and is therefore central to our policy framework.

6.0 OTHER IMPLICATIONS

- 6.1 The achievement of Local Area Agreement targets has direct implications for the outcomes in relation to Comprehensive Area Assessment judgements.

7.0 IMPLICATIONS FOR THE COUNCIL'S PRIORITIES

- 7.1 This report deals directly with the delivery of the relevant strategic priority of the Council.

8.0 RISK ANALYSIS


- 8.1 The key risk is a failure to improve the quality of life for Halton's residents in accordance with the objectives of the Sustainable Community Strategy. This risk can be mitigated thorough the regular reporting and review of progress and the development of appropriate actions where under-performance may occur.

9.0 EQUALITY AND DIVERSITY ISSUES

- 9.1 One of the guiding principles of the Local Area Agreement is to reduce inequalities in Halton.

10.0 LIST OF BACKGROUND PAPERS UNDER SECTION 100D OF THE LOCAL GOVERNMENT ACT 1972

Document Local Area Agreement 2008 – 11
Place of Inspection 2nd Floor, Municipal Building, Kingsway, Widnes
Contact Officer Rob MacKenzie (0151 471 7416)



The Sustainable Community

Strategy For Halton

2006 - 2011

Year End Performance Progress Report

01st April 2009 – 31st March 2010

Version control




Version	Date	Revision
1.0		

Document Contact (Halton Borough Council)	
--	--

This report provides a summary of progress in relation to the achievement of targets within Halton's Sustainable Community Strategy.

It provides both a snapshot of performance for the period 01st April 2009 to 31st March 2010 and a projection of expected levels of performance to the period 2011.

The following symbols have been used to illustrate current performance against 2010 and 2011 target levels.








































	Target is likely to be achieved or exceeded.
	The achievement of the target is uncertain at this stage
	Target is highly unlikely to be / will not be achieved.

The following indicators are not included within this performance report:



NI	Description	Reason
74	Proportion achieving L5+ at KS3 in both English and Maths	Following the deletion of these indicators from the National Indicator Data Set they have been removed from the Local Area Agreement for Halton from April 2009.
83	Proportion achieving L5+ at KS3 in Science	
95	Proportion progressing by two levels at KS3 in English	
96	Proportion progressing by two levels at KS3 in Maths	
97	Proportion progressing by two levels between KS3 and KS4 in English	
98	Proportion progressing by two levels between KS3 and KS4 in Maths	

HEALTHY HALTON

CHILDREN & YOUNG PEOPLE



	72	Early years foundation stage attainment		
	73	Proportion achieving level 4 at KS2 in both English and Maths		
	75	Proportion achieving 5 A-C GCSE's including English and Maths		
	87	Secondary school persistence absence rate		
	92	Achievement Gap at Early Years Foundation Stage		
	93	Proportion progressing by 2 levels at KS2 in English		
	94	Proportion progressing by 2 levels at KS2 in Maths		
	99	Proportion of children in care achieving level 4 at KS2 English		
	100	Proportion of children in care achieving level 4 at KS2 Maths		
	101	Proportion of children in care achieving 5 A – C GCSE's		
	56	Obesity among primary school age children in Year 6		
	63	Stability of placements of looked after children		
	80	Achievement of a Level 3 qualification at age 19		
	111	First time entrants to Youth Justice System		
	112	Under 18 conception rate		
	115	Substance misuse by young people		
	116	Proportion of children in poverty	N/A	
	117	16 – 18 Year olds not in education, training or employment		
	48	Reduce the number of children and young people killed or seriously injured in road traffic accidents		
	199	Increase the children and young people's satisfaction with parks and play areas		

HEALTHY HALTON

	CYP1	Reduce the 13% gap in attainment of 5 A*-C GCSEs (including English and Maths) by 25% between those living in the worst 10% LSOA nationally and the Halton average in the three years to 2011		
--	------	---	---	---

CHILDREN & YOUNG PEOPLE

NI 72 Early Years Foundation Stage Attainment

Baseline (2007/08)	2009 - 10			2011	
	Target	Actual	Progress	Target	Projected
43.9%	48%	46.7% <small>(July 2009)</small>		52%	

Data Commentary

Actual figure relates to 2008/09 academic year performance across all LA maintained Primary Schools within Halton. Pupil level data is submitted to the LA by each school in the borough; this data is cleaned and validated by LA before being sent to DCSF. This is the final version of this data release.

General Performance Commentary

2009 saw a rise in the % of children at the end of the reception year attaining a score of 6+ across both Personal Social and Emotional Development and Communication, Language and Literacy. This represents a 1.6% increase on 2008 outcomes but was 1.1% below the target set. Key to this increase, specifically around CLL has been the increased focus and range of intervention targeted at the development of language skills through a range of programmes including CLLD (phonic development) and I Can. There have been some improvements over the last 3 years in CLL for children in the 30% SOAs.

Summary of key activities undertaken / planned during the year

The Communication Language and Literacy Development (CLDD) project has been implemented to improve standards of literacy at Foundation Stage. Of the schools participating 91% children were working at phase 2 in EYFS at the end of 2009 compared to 89% nationally. This data is collected by the LA and shared with National Strategies on a termly basis.

To date 86 participants have attended the I Can 'supporting' course and 60 have attended 'enhance up' course. 7 settings have gained accreditation. A further 10 settings are currently going through the accreditation process resulting in a total of 17 settings across private and voluntary and maintained sectors, and rising!

It is expected that the rollout of the SEAD (Social and Emotional Development) programme will impact upon PSED outcomes from Spring 2010. Pilot schools have been identified where historically PSED scores are particularly low.

CHILDREN & YOUNG PEOPLE



The Early Years Outcome Duty (EYOD) Steering group is now an established team who have collaborated on a comprehensive action plan to support the achievement of Halton's statutory Early Years Outcomes Duty targets. There is shared accountability for quality assurance across all EYFS settings and the group continues to meet to review impact on a termly basis. Criteria for success to be reviewed and refined in the next action plan.

The LA has identified a range of strategies to further raise attainment including more effective tracking of children's progress across EYFS settings, intake of e-profile data on a termly basis and further analysis of CLLD data from the targeted schools. The intelligence gained from these sources will be used to focus interventions and to inform challenge and support in the EYFS.

The LA has begun to prepare early for its entry into the funded ECAT (every Child a Talker) programme working in partnership with the PCT speech and language expertise to focus on this area. This more joined up approach will hopefully be a contributory factor in the improvements in LCT, and all CLL scales.

NI 73

Proportion achieving L4+ at KS2 in both English and Maths

Baseline (2007/08)	2009 - 10			2011	
	Target	Actual	Progress	Target	Projected
71.7%	77%	74% (July 2009)		79%	

Data Commentary

Actual figure relates to 2008/09 academic year performance across all LA maintained Primary Schools within Halton. Pupil level data is submitted to the Department for Children, Schools & Families (DCSF) by each school in the borough. This figure is the final data release from DCSF and represents the data version that appears on the DCSF performance tables website.

General Performance Commentary

The percentage of pupils attaining L4+ combined English and mathematics declined by 1.2% compared to the significant gains made in the previous year, however Halton's performance remains above national. English L4+ declined by 4% following national trends, but remains in line with national. Mathematics L4+ remained static.

Whilst standards at key stage 2 in Halton remain in line with national, this masks the difference between individual schools.

CHILDREN & YOUNG PEOPLE

Although the LA did not achieve the target set in combined English and mathematics at L4+ (4% below) the provisional result was in line with FFTD (i.e. in line with the top 25% of schools nationally based upon contextual factors). Performance will have to rise by 5% to meet the 2010 target of 77% (significantly above FFTD) as a result of setting ambitious targets.

Summary of key activities undertaken / planned during the year

The primary team continue to provide a range of projects for schools, targeted where required. This includes Assessment for Learning (AfL) and Assessing Pupil Progress (APP); Improving Schools Programme (ISP); 1 to 1 tuition; Every Child a Reader (ECAR) and the LA's Leading Teacher programme.

The LA holds termly meetings to monitor schools' progress and adjust support where required. The APP programme was introduced last year and the AFL programme is beginning to impact on teacher assessment, being delivered on a phased basis across the borough. Leading Teachers are allocated to specific clusters of schools and being paired with schools identified as requiring support.

The ECAR programme commenced in September 2009, later than originally planned, involving four schools initially. The current emphasis focuses on embedding key principles and practices in the identified schools.

The LA implemented the One to One tuition programme in Easter 2009 involving four schools, Pupils selected were those identified as not being on track to attain level 4 in KS2 assessment. 97 pupils were involved; including Children in Care and analysis shows the programme had a positive impact in increasing the number of borderline students who gained either L4+ English or Mathematics in this year's assessments. The programme will be expanded this year to include all primary schools with a particular focus on Children in Care.

The LA provided an effective SIP CPD programme, with evidence of impact including:



- improvements in the quality of challenge and support
- ambitious target setting in most schools
- sharper, more rapid brokerage of appropriate support and interventions

Areas of focus for the coming year include:

1. Maintaining progression across KS1 and KS2
2. In building on KS1 progress this year, develop strategies to raise performance in English at KS2.
3. Continue to develop "narrowing the gap" strategies with a particular focus on higher level achievement at KS1 and KS2.

CHILDREN & YOUNG PEOPLE

NI 75 Proportion achieving 5 A*-C GCSE including English and Maths

Baseline (2007/08)	2009 - 10			2011	
	Target	Actual	Progress	Target	Projected
41.1%	49%	44.4% (Summer 2009)		52.3%	

Data Commentary

Actual figure relates to 2008/09 academic year performance across all LA maintained Secondary Schools within Halton. Exam data is sent directly from the awarding bodies to RM Solutions, data is made available for each LA through EPAS online analysis system.

General Performance Commentary

During the last two years there has been 16% improvement in Halton's performance at 5 A*-C including English and maths and as a result we have continued to set aspirational and challenging targets with our schools. Unfortunately, the results dipped this year, mainly due to a large proportion of students not attaining a grade C in English. An in depth analysis of the results is being undertaken.

Summary of key activities undertaken / planned during the year

Key Activities include the following:

- A full review of results has been undertaken by the Local Authority and schools
- Schools have considered whether the exam board that is being used is appropriate for all students
- Exam boards have been invited into schools to provide feedback and professional opportunities for teachers to improve the readiness for students for the exams
- Analysis has considered the performance of sub groups of students by ability, gender, Free School Meals, Children in Care, etc to examine if there are particular issues that the schools needs to respond to
- Consultants have been aligned with schools most at need and are undertaking a number of activities to support schools in raising there performance
- Schools are actively looking to share good practice more and a Teaching and Learning and Management hubs have been created

CHILDREN & YOUNG PEOPLE

- Additional funding continues to be available for our National Challenge schools to continue to make progress. Both showed slight improvements from the previous year's results
- School Improvement Partners will continue to challenge and support schools in achieving the aspirational target for this academic year

NI 87

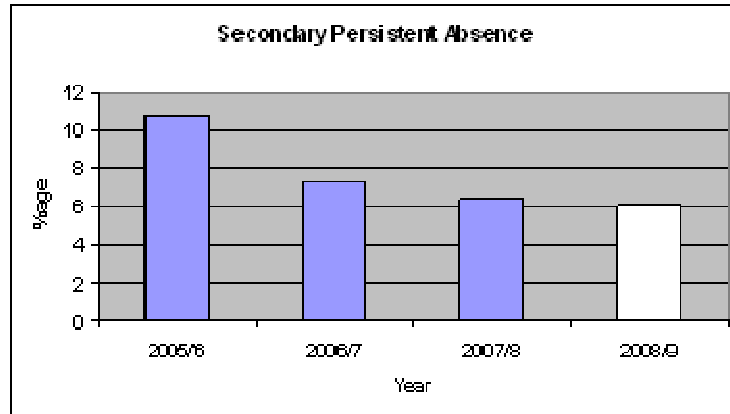
Secondary School persistent absence rate

Baseline (2006/07)	2009 - 10			2011	
	Target	Actual	Progress	Target	Projected
7.2%	6.5%	6.1% (2008/09)	<input checked="" type="checkbox"/>	5.5% (2009/10)	<input checked="" type="checkbox"/>

Data Commentary

As data is published in arrears by DCSF the figure of 6.1% represents actual performance for the 2008 – 09 academic year..

General Performance Commentary



2005 to 2008 Halton Secondary Persistent Absence reduced by 43%. All targets were met or exceeded. There is no reason to believe that the 5.5% target for next year will not be achieved.

Summary of key activities undertaken / planned during the year

Every Halton school has a named Education Welfare Officer to support the effective management of school attendance. The Education Welfare service works with schools and a range of other services to promote regular school attendance and address persistent absence.

CHILDREN & YOUNG PEOPLE

Each pupil identified as a persistent absentee has a individual plan in place which is reviewed regularly to address any issue that are identified as preventing regular school attendance. The Education Welfare service works alongside colleagues in health to ensure that support is available to enable pupils with both physical and emotional health needs to engage as fully as possible with education and to identify any unmet health needs and seek the appropriate support. A Pupil Support Group has recently been established to support the reintegration of vulnerable pupils back into mainstream education. Attendance leaders from each of High Schools meet half termly together with officers of the local authority to discuss effective interventions to reduced absence and improve school attendance. The Education Welfare service continues to use the full range of legal measures, where it is appropriate to do so to ensure the regular attendance of pupils in Halton.

NI 92 Achievement Gap at Early Years Foundation Stage

Baseline (2007/08)	2009 - 10			2011	
	Target	Actual	Progress	Target	Projected
33.8% (LA gap between median & bottom 20%)	30.65%	31.4% (July 2009)	x	27.66%	?

Data Commentary

Actual figure relates to 2008/09 academic year performance across all LA maintained Primary Schools within Halton. Pupil level data is submitted to the LA by each school in the borough; this data is cleaned and validated by LA before being sent to DCSF. This is the final version of this data release.

General Performance Commentary

Whilst there has been some success in narrowing the gap from the 2007 / 08 baseline, the gap did not narrow between 2008 and 2009 and as a result the target was not met (-0.75). The gap, between the performance of the lowest achieving 20% of children and the median, widened by 1%.

In 2009, the gap between the mean of the lowest performing 20% of children and the median of all children was widened to 31.4%. The three year period from 2006 to 2009 shows an annual average reduction in the gap of less than one percentage point.

The changes in performance between children in the 30% SOAs and those in the Non 30% SOAs reflect an uneven pattern over a three year period, indicating that the focus on the lowest performing 20% of children is not yet consistent.

CHILDREN & YOUNG PEOPLE

Summary of key activities undertaken / planned during the year



A range of activities have developed through the work of the Early Years Outcomes Duty steering group, the detail of which can be found in Halton's EYOD action plan.

Key activities for the coming year include:

- Tighter alignment of all funding streams and resources that can be used for supporting children in EYFS, particularly those children at risk of performing least well.
- Increase use of the CLLD progress data to track children's progress in EYFS in targeted schools and settings.
- Enhance training for School Improvement Partners to ensure that clear messages are conveyed.
- Introduction of the ECAT (Every Child a Thinker) programme

A policy for support and intervention for EYFS settings is currently in draft and outlines the quality assurance criteria to support the 'categorisation' of settings. The LA will be using National Strategy resources - Early Years Quality Improvement Support Programme (EYQISP) and also ECERs (Early Childhood Environmental Rating Scale) to establish criteria. A steering group has reworked the first draft. This information will be used to inform the deployment of support and intervention across private, voluntary and maintained settings.

NI 93 Proportion progressing by two levels at KS2 in English

Baseline (2007/08)	2009 - 10			2011	
	Target	Actual	Progress	Target	Projected
63.1%	89%	83% (July 2009)		89%	

Data Commentary

Actual figure relates to 2008/09 academic year performance across all LA maintained Primary Schools within Halton. Pupil level data is submitted to the Department for Children, Schools & Families (DCSF) by each school in the borough. This figure is the final data release from DCSF and represents the data version that appears on the DCSF performance tables website.

CHILDREN & YOUNG PEOPLE

General Performance Commentary

Although the target was not met, there was a 1% increase in the percentage of pupils who made 2 or more levels of progress in English compared to 2008. As a result Halton's attainment was 4% above national average. From baseline, Halton has made 20% gains. This demonstrates significant improvement in relation to accelerating rates of progress.

Schools and the LA continue to set highly ambitious targets.

Summary of key activities undertaken / planned during the year

The primary team continue to provide a range of projects for schools, targeted where required. This includes Assessment for Learning (AfL) and Assessing Pupil Progress (APP); Improving Schools Programme (ISP); 1 to 1 tuition; Every Child a Reader (ECAR) and the LA's Leading Teacher programme.

The LA holds termly meetings to monitor schools' progress and adjust support where required. The APP programme was introduced last year and the AFL programme is beginning to impact on teacher assessment, being delivered on a phased basis across the borough. Leading Teachers are allocated to specific clusters of schools and being paired with schools identified as requiring support.

The ECAR programme commenced in September 2009, later than originally planned, involving four schools initially. The current emphasis focuses on embedding key principles and practices in the identified schools.

The LA implemented the One to One tuition programme in Easter 2009 involving four schools, Pupils selected were those identified as not being on track to attain level 4 in KS2 assessment. 97 pupils were involved; including Children in Care and analysis shows the programme had a positive impact in increasing the number of borderline students who gained either L4+ English or Mathematics in this year's assessments. The programme will be expanded this year to include all primary schools with a particular focus on Children in Care.

The LA provided an effective SIP CPD programme, with evidence of impact including:

- improvements in the quality of challenge and support
- ambitious target setting in most schools
- sharper, more rapid brokerage of appropriate support and interventions

CHILDREN & YOUNG PEOPLE

Areas of focus for the coming year include:

1. Maintaining progression across KS1 and KS2
2. In building on KS1 progress this year, develop strategies to raise performance in English at KS2.
3. Continue to develop “narrowing the gap” strategies with a particular focus on higher level achievement at KS1 and KS2.

NI 94

Proportion progressing by two levels at KS2 in Maths

Baseline (2007/08)	2009 - 10			2011	
	Target	Actual	Progress	Target	Projected
61.4%	87%	82% (July 2009)	<div style="background-color: red; color: white; width: 20px; height: 20px; margin: 0 auto; display: flex; align-items: center; justify-content: center;">x</div> Adrift of target, in line with national	87%	<div style="background-color: yellow; border: 1px solid black; width: 20px; height: 20px; margin: 0 auto; display: flex; align-items: center; justify-content: center;">?</div>

Data Commentary

Actual figure relates to 2008/09 academic year performance across all LA maintained Primary Schools within Halton. Pupil level data is submitted to the Department for Children, Schools & Families (DCSF) by each school in the borough. This figure is the final data release from DCSF and represents the data version that appears on the DCSF performance tables.

General Performance Commentary

In 2009 the percentage of pupils attaining 2 or more levels of progress in maths declined by 1%, was adrift of target and as a result was 1% below national average. However, following the rapid increase in attainment in 2008, over 3 years this represents gains of 20% against the baseline figure and national standards have been maintained.

Schools and the LA continue to set highly ambitious targets.

Summary of key activities undertaken / planned during the year

The primary team continue to provide a range of projects for schools, targeted where required. This includes Assessment for Learning (AfL) and Assessing Pupil Progress (APP); Improving Schools Programme (ISP); 1 to 1 tuition; Every Child a Reader (ECAR) and the LA's Leading Teacher programme.

CHILDREN & YOUNG PEOPLE

The LA holds termly meetings to monitor schools' progress and adjust support where required. The APP programme was introduced last year and the AFL programme is beginning to impact on teacher assessment, being delivered on a phased basis across the borough. Leading Teachers are allocated to specific clusters of schools and being paired with schools identified as requiring support.

The ECaR programme commenced in September 2009, later than originally planned, involving four schools initially. The current emphasis focuses on embedding key principles and practices in the identified schools.

The LA implemented the One to One tuition programme in Easter 2009 involving four schools, Pupils selected were those identified as not being on track to attain level 4 in KS2 assessment. 97 pupils were involved; including Children in Care and analysis shows the programme had a positive impact in increasing the number of borderline students who gained either L4+ English or Mathematics in this year's assessments. The programme will be expanded this year to include all primary schools with a particular focus on Children in Care.

The LA provided an effective SIP CPD programme, with evidence of impact including:



- improvements in the quality of challenge and support
- ambitious target setting in most schools
- sharper, more rapid brokerage of appropriate support and interventions

Areas of focus for the coming year include:

1. Maintaining progression across KS1 and KS2
2. In building on KS1 progress this year, develop strategies to raise performance in English at KS2.
3. Continue to develop "narrowing the gap" strategies with a particular focus on higher level achievement at KS1 and KS2.

CHILDREN & YOUNG PEOPLE

NI 99 Proportion of CiC achieving Level 4 at KS2 in English

Baseline (2007/08)	2009 - 10			2011	
	Target	Actual	Progress	Target	Projected
100% (6 out of 6)	33.3%	50%		55%	

Data Commentary

The data provided for 2009-10 is actual attainment performance of the OC2 cohort of children in care in July 09, covering the academic year 2008-09.

For 2011 the target is based on estimated performance of the projected OC2 cohort in July 2010, covering the academic year 2009-10.

General Performance Commentary

For 2009-10 data:

The cohort consisted of 6 children who have been in care for at least 12 months. The group was comprised of 4 boys and 2 girls, of whom 5 were on the SEN Code of Practice (1 School Action, 2 School Action Plus and 2 with Statements of SEN). The actual performance of 50% was achieved by 2 boys and 1 girl gaining at least Level 4 in English, with 1 child being at School Action Plus on the Code of Practice. Of these 3 children only 1 had care placements moves (2 within the academic year – but all within Halton so that school provision remained consistent). All 3 had attendance above 95% for the academic year and 2 accessed direct education support from the Local Authority.

Of the total cohort only 1 boy had attendance below 90% the remainder all achieved at least 95%. 5 out of 6 children achieved at least 2 level progression from their KS1 results. 4 out of 6 accessed direct education support from the Local Authority.

For 2011 target:

The cohort as it stands is 12 children who will have been in care for at least 12 months; the gender split is even. There is currently a total of 9 children on the Code of Practice (3 School Action, 3 School Action Plus, 3 with Statements of SEN). Indications at present are that this is a stretch target for the current cohort.

CHILDREN & YOUNG PEOPLE

Summary of key activities undertaken / planned during the year



Half termly attainment tracking.

Daily attendance tracking.

Appropriate allocation of 1:1 tuition through both Making Good Progress and the use of the Personal Education Allowance.

Personal Education Plans completed within statutory time scales.

NI 100 Proportion of CiC achieving Level 4 at KS2 in Maths

Baseline (2007/08)	2009 - 10			2011	
	Target	Actual	Progress	Target	Projected
83% (5 out of 6)	33.3%	50%		55%	

Data Commentary

The data provided for 2009-10 is actual attainment performance of the OC2 cohort of children in care in July 09, covering the academic year 2008-09.

For 2011 the target is based on estimated performance of the projected OC2 cohort in July 2010, covering the academic year 2009-10.

General Performance Commentary

For 2009-10 data:

The cohort consisted of 6 children who have been in care for at least 12 months. The group was comprised of 4 boys and 2 girls, of whom 5 were on the SEN Code of Practice (1 School Action, 2 School Action Plus and 2 with Statements of SEN). The actual performance of 50% was achieved by 3 boys gaining at least Level 4 in Maths, with 1 child being at School Action on the Code of Practice. All 3 had attendance above 95% for the academic year, none had changes in care placement or education provision and 2 accessed direct education support from the Local Authority.

Of the total cohort only 1 boy had attendance below 90% the remainder all achieved at least 95%. 5 out of 6 children achieved at least 2 level progression from their KS1 results. 4 out of 6 accessed direct education support from the Local Authority.

CHILDREN & YOUNG PEOPLE

For 2011 target:

The cohort as it stands is 12 children who will have been in care for at least 12 months; the gender split is even. There is currently a total of 9 children on the Code of Practice (3 School Action, 3 School Action Plus, 3 with Statements of SEN). Indications at present are that this is a stretch target for the current cohort.

Summary of key activities undertaken / planned during the year



Half termly attainment tracking.

Daily attendance tracking.

Appropriate allocation of 1:1 tuition through both Making Good Progress and the use of the Personal Education Allowance.

Personal Education Plans completed within statutory time scales.

NI 101 Proportion of CiC achieving 5 A*-C GCSE including English and Maths

Baseline (2007/08)	2009 - 10			2011	
	Target	Actual	Progress	Target	Projected
12.5% (1 out of 8)	21.4% (inc. English & Maths)	7.7%		23.8%	

Data Commentary

The data provided for 2009-10 is actual attainment performance of the OC2 cohort of children in care in July 09, covering the academic year 2008-09.

For 2011 the target is based on estimated performance of the projected OC2 cohort in July 2010, covering the academic year 2009-10.

General Performance Commentary

For 2009-10 data:

The cohort consisted of 13 young people who have been in care for at least 12 months. The group was comprised of 7 boys and 6 girls, of whom 10 were on the SEN Code of Practice (1 School Action and 9 with Statements of SEN).

CHILDREN & YOUNG PEOPLE

The actual performance of 7.7% was achieved by 1 girl gaining at least 5 A* - C GCSEs including English and Maths, she was not placed on the Code of Practice. Her attendance was above 95% for the academic year, and she had no changes in care placement or education provision.

Of the total cohort only 8 young people had attendance above 95%. Of the remainder, 4 young people missed more than 25 days schooling. 3 young people had at least 1 change of care placement in the academic year these changes resulted in an interruption of education provision for 2 young people. Of the 3 young people affected by change 1 young person received a custodial sentence.

Out of the overall cohort 6 young people were entered for GCSEs, with 4 young people achieving results in line with FFT predictions based on KS2 performance. 5 young people accessed direct education support from the Local Authority.

For 2011 target:

The cohort as it stands is 20 young people who will have been in care for at least 12 months; there are 12 boys and 8 girls. There is currently a total of 17 young people on the Code of Practice (5 School Action, 6 School Action Plus, 6 with Statements of SEN). Indications at present are that this is an extremely stretched target for the current cohort. There is one young person in secure accommodation and a further young person has recently ceased a mental health section. The indications are that only 11 young people will be entered for GCSEs. Of this group only 3 are predicted to achieve grade C in both English and Maths, using FFT (D) data.

Summary of key activities undertaken / planned during the year

Half termly attainment tracking.

Daily attendance tracking.

Appropriate allocation of 1:1 tuition through both Making Good Progress and the use of the Personal Education Allowance.

Personal Education Plans completed within statutory time scales.

CHILDREN & YOUNG PEOPLE

NI 56 Obesity among primary school age children in Year 6

Baseline (2008)	2009 - 10			2011	
	Target	Actual	Progress	Target	Projected
22.4%	21.3%	22.4%	x	21.3%	x

Data Commentary

Children's heights and weights are collected annually by the PCT. PCT data is submitted to a national database which then produces verified results for the PCT only. Borough percentages are calculated locally. Provisional data for 2008/09 indicates a 1% increase in the prevalence of obesity amongst Year 6 age children. Figures currently stand at 22.4% compared to 21.4% in 2007/08.

General Performance Commentary

National Child Measurement Programme (NCMP) results for 2008/09 indicate an increase in obesity for Year 6 children. The resultant figures are an increase from 21.4% in 2007/08 to 22.4% in 2008/09. This figure indicates that an increasing number of children in the overweight category have now moved into the obese category. It is particularly important that commissioned services are implemented to meet this need. Fifteen new posts for obesity are now being advertised and teenage weight management services have been procured.



Summary of key activities undertaken / planned during the year

Procured teenage weight management services to be implemented. School weight management action plans to be implemented. Re-configured children's community food workers service to be implemented. Extended schools programme to be expanded. MEND (Mind Exercise Nutrition Do It) programme for overweight children to be expanded, programmes with the Widnes Vikings to be implemented, Healthy Schools enhanced criteria re: obesity to be implemented in schools with high obesity rates.

Specialist weight management services for morbidly obese children to be expanded.

CHILDREN & YOUNG PEOPLE

NI 63 Stability of placements of looked after children

Baseline (2007/08)	2009 - 10			2011	
	Target	Actual	Progress	Target	Projected
69%	77%	70.2%		81.5%	

Data Commentary

Progress towards the stretch target is being maintained although at this stage meeting the target is unlikely.

General Performance Commentary

This year end performance is a significant improvement on last years out turn of 65.2%. Performance will continue to improve as the placement strategy increases the range of placements. In addition placement stability is the focus of much work within the child care and placement provider teams. It is also the focus of work with schools that can be key to helping a child remain in placement. Both the current year and 2011 targets are stretch targets and will be challenging to achieve.

Halton's performance is higher than the latest available 2008/09 National (67%), statistical neighbour (67%) and regional (66%) averages.

Higher levels of adoption of Children in Care has also impacted on performance this year with 4 children adopted who were part of the NI63 cohort to the benefit of the children, but to the detriment of the indicator.



Summary of key activities undertaken / planned during the year

The recruitment, assessment and matching process for foster carers have been significantly enhanced to try to ensure that children are matched to carers who can meet their needs. A similar process takes place within Halton's residential homes where an assessment is completed on any young person referred for a placement to determine the ability of the home to meet their needs and to assess the impact of the young person on an existing cohort. Where placements need to be purchased outside of Halton, information on the qualities of that placement and the ability to meet a particular child's needs is collated and subject to a risk assessment process before the placement is used. Where placements experience some difficulty, support is identified and put into place as soon as is possible. Similarly, if a particular issue is causing some difficulty, agencies are engaged in trying to address it.

CHILDREN & YOUNG PEOPLE

The Intensive Support Team and Community Support Workers within the social work teams focus on improving placement stability by providing support, advice, practical help and guidance where there is a possibility that a placement may disrupt. They can intervene earlier if difficulties become apparent.

NI 80 Achievement of a Level 3 qualification by the age of 19

Baseline (2006/07)	2009 - 10			2011	
	Target	Actual	Progress	Target	Projected
33.5%	40.5%	33%		42.22% (PSA) 54%	

Data Commentary

Actual figure relates to 2008/09 academic year performance from analyses made available from the Learning & Skills Council matched dataset – no further revisions to this data are expected.

General Performance Commentary

This is an annual measure, next will be taken for the 09/10 results.



Summary of key activities undertaken / planned during the year

An improvement next year is expected due to

- Improved Information Advice and Guidance to ensure learners are entered on the most appropriate provision.
- Improved Retention strategies implemented by FE providers.
- Improved performance at 5 A* to C GCSE including English and Maths.

CHILDREN & YOUNG PEOPLE

NI 111 First time entrants to the Youth Justice System aged 10-17

Baseline (2007/08)	2009 - 10			2011	
	Target	Actual	Progress	Target	Projected
1960 (rate per 100,000) (249)	1859 (rate per 100,000) (237)	Rate figure not yet available (149)		1836 (rate per 100,000) (234)	

Data Commentary

This is reported by Cheshire Constabulary and validated by PNC data which is available in November. Some caution should be exercised in relation to the accuracy of the data for this measure due to previous anomalies in reported figures. However it is considered that any variance that may occur would be minimal and have no affect upon the direction of travel remaining positive.

General Performance Commentary

The YOT is performing well in terms of reducing the number of first time entrants to the Youth Justice System. This has been influenced by partners from the Police as well as the introduction of the Divert Project.

Summary of key activities undertaken / planned during the year



The YOT through funding via YCAP and the Department of Health has initiated a Diversion scheme for young people. The aim of the scheme is to divert young people, especially those with mental health and learning disabilities away from the Criminal Justice System.

Additional YCAP projects such as Operation Stay Safe and the Friday night reparation project also contribute to the reduction in first time entrants.

The main activity though is the adoption of restorative justice outcomes by Cheshire Constabulary when dealing with young people for the first time or for relatively minor offences.

CHILDREN & YOUNG PEOPLE

NI 112 Under 18 conception rate

Baseline (2007/08)	2009 - 10			2011	
	Target	Actual	Progress	Target	Projected
3.6% (2006 baseline, change from 1998)	-41% (change from 1998)	+12% (52.6) (estimated full rate for 2008) Rate in 1998 38.9		-55% (change from 1998)	

Data Commentary

This data is estimated figure for the full year 2008. This is the latest data we have. Data sources: Termination data from Public Health Intelligence Team; Live Birth data from midwifery discharge database (only one extra conception in comparison to Public Health Intelligence Team data).

General Performance Commentary

The latest and national figures (ONS) show a significant reduction in the number of teenage pregnancies in Halton of 25.9%.

Summary of key activities undertaken / planned during the year

The under 18-conception rate nationally is now 13.3% lower than in 1998. While behind the target to halve the teenage pregnancy rate by 2010, conceptions and births are at their lowest level for over 20 years. During the life of the strategy, information, advice and support for children and young people, to help them stay safe and healthy and understand the importance of relationships, has improved significantly. Young people also have better access to contraception, when they reach the point at which they begin to have sex. The international evidence-base for the Strategy shows that the two measures for which there is the strongest evidence of impact on teenage pregnancy rates are comprehensive information advice and support-from parents, schools and other professionals-combined with accessible, young people-friendly sexual and reproductive health (SRE).

Sex and Relationship Education (SRE) in schools and post- 16 learning remains patchy. In addition the wider children's workforce is not routinely equipped to talk to young people about their relationships and their sexual health. The aims continue to be to place understanding of sex firmly in the context of loving relationships and to stay healthy when they become sexually active.

CHILDREN & YOUNG PEOPLE

Over the past 12 months we have:

- Made local sexual health service information available through a range of locations including doctors, pharmacies, workplaces, nightclubs and other community settings
- Raised awareness of the negative effects alcohol and drugs have on positive sexual health
- Encouraged parents and carers to talk with their children about relationships, sex and sexuality
- Offered sexual health awareness training to workers in the community and health and social care settings
- Increased the number of sexual health clinics and made them young people focussed
- Used the VRMZ outreach bus in hotspot areas on Friday and Saturday nights and during the school holidays, to provide young people with information and advice on positive sexual health
- Further developed teen drop-ins in some schools to include information and advice on relationships and contraception.

Work planned includes:

- Embed and implement young peoples services in the community and increase the number of teen drop-ins in schools
- Fully utilise MyPlace for integrated services developments
- Continue to ensure the VRMZ outreach bus provision is accessible to young people across Halton providing universal and targeted interventions
- Further develop holistic college and work based sexual health services for young people that are more responsive and flexible and take into account the differing needs of young people.

NI 115 Substance misuse by young people

Baseline (2007/08)	2009 - 10			2011	
	Target	Actual	Progress	Target	Projected
12.6%	N/A	12.3%	x	9.8%	?

Data Commentary

Data for the TellUs4 Survey was weighted differently than previous surveys. The DCSF have reweighted the results from the TellUs3 in line with new methodology. Targets set against previous weightings will require reviewing in light of the new data.

CHILDREN & YOUNG PEOPLE

General Performance Commentary

The results indicate that more young people answered that they are misusing substances than previous surveys, and Halton's performance is higher than the national and regional averages.

Summary of key activities undertaken / planned during the year

Halton has submitted its Treatment Plan for 2010/11 and received the following feedback: The NTA North West strongly feel your plan is truly fit for purpose to guide the specialist substance misuse treatment system, within the wider approach of the Children and Young Peoples arrangements, for the year ahead, with Halton remaining one of our regional best examples of a successful and inclusive system.

Under 18s substance misuse services are now dominated by alcohol, cannabis, cocaine and ecstasy (ACCERs) in most of the UK. The 2008 Drug Strategy encouraged a more recovery focused treatment systems, aimed at getting drug and alcohol users back into education, employment and training. The profile of drug and alcohol users in Halton is consistent with the rest of the UK, with alcohol and cannabis being the drugs used most by young people. The Tell us survey 2009 told us percentage of young people reporting drug use in Halton is 1% higher than our statistical neighbours. Further work is required focussed through the Children and Young People's Plan to reduce the number of Halton's Young People involved in substance misuse.

NI 116 Proportion of children in poverty

Baseline (2007/08)	2009 - 10			2011	
	Target	Mid-year Actual	Progress	Target	Projected
5.6 %	N/A	4.8 %	N/A	4.6 %	?

Data Commentary

The above data on the total number of children in families in receipt of out of work benefits by the local authority was made available on the DWP website. This presents the data in a different format to the data previously released and used to calculate the baselines. Following the earlier loss of child benefit data records by HMRC in 2007 restrictions have been in place on both the provision and use of child benefit data. DWP have agreement to publish the numbers released yesterday but not to use the Child Benefit data to calculate the existing proxy targets.

CHILDREN & YOUNG PEOPLE

Early investigation of the population estimates suggests that for some Local Authorities it may lead to a slightly different proportion of children in families in receipt of out of work benefits. However the trends in the data will be robust and consistent and will allow us to track progress effectively. Therefore the change should not adversely impact the targets themselves.

The target for this measure, following discussion with Government Office North West is to narrow the gap between Halton and the North West average from a baseline of 5.6% in 2007/08 to 4.6% by April 2011.

General Performance Commentary



Performance provided in relation to this indicator indicates that there was a 5.1% decrease in the percentage of families in receipt of out of work benefits over the 5 years of the data collection. Halton is on target to meet the new target agreed with GONW as latest performance indicates a gap of 4.8%.

Summary of key activities undertaken / planned during the year

As an area of focus for the Children and Young People's Plan a sub-group has been established to focus on some tasks to tackle child poverty, whilst recognising this is an issue for all of the LSP due to the magnitude of the issue.

The Local Authority Child Poverty meeting has taken place with a view to producing the Child Poverty Strategy for March 2011.

NI 117 16-18 year old not in education, training or employment

Baseline (2007/08)	2009 - 10			2011	
	Target	Actual	Progress	Target	Projected
11.5%	8.8%	10.3%		7.7%	

Data Commentary

The national NEET performance target is the average percentage NEET in November, December and January each year. This figure there for represents the latest actual data i.e. for November 2009 – Dec 2010

General Performance Commentary

The data shows a large reduction in NEET for those months in 2009/10 compared with 2008/9 however there is still some way to go to reach the target. In real terms this represents a reduction in NEET from 534 in 2008/9 to 393 in 2009/10.

The year-on-year reduction in numbers of NEET is 21%, in comparison with the England average reduction of 7.5%. The percentage of 16.18 year olds NEET has reduced to 10.3% in 2009/10 from 13.2%.

Summary of key activities undertaken / planned during the year

Action is taking place in accordance with the NEET Strategy and Action plan. Actions include the implementation of the Working Neighbourhood Fund apprenticeships programme. This has been in operation from April 2009 and has been further extended for 2010/11. The working neighbourhood apprenticeship programme was implemented in April 2009 and is being managed by Halton People into jobs. All 100 places have been obtained and further funding to expand the programme through 2010/11 is being sought.

An 'at risk' matrix for early identification of young people at risk of becoming NEET is being developed to allow for targeted intervention.



Access to provision is more flexible particularly at Riverside College who have extended their main enrolment to the end of October and introduced January and March enrolments also.

A September Guarantee group meets frequently to carry out forensic monitoring of the NEET cohort to ensure that new joiners are picked up promptly and targeted support is taking place with longer term NEET

The KS4 Gateway is working with learners who are pre sixteen and have been identified as being at risk of becoming NEET to engage them on an

appropriate pathway. Gateway plus is providing a service around young people who have not or who have dropped out of traditional learning pathway.

NI 48 Reduce the number of children killed or seriously injured in road traffic accidents by 26.9% from the 2008 figure (29.5%) by 2011

Baseline (2008)	2009 - 10			2011	
	Target	Actual	Progress	Target	Projected
29.5%	7.1%	0		-26.9%	

Data Commentary

The above figures are based on data supplied by Cheshire Police on a calendar year basis. The figure '0' indicates that the latest 2009 3-year rolling average figure is the same as the previous 3-year rolling average.

General Performance Commentary

Excellent progress has been made in reducing child deaths/serious casualties (CKSI) on Halton's roads. From a 1994-1998 average figure of 33 per annum, the 2007-2009 three year average is 9 (approx figures).

The progress that has been made in Halton exceeds that made nationally in terms of CKSI, but the average rate of child death/serious injury for those under 16 years old remains higher than the current national norm, even though there has been a large effort in this area locally since the 1990's. There is evidence that the trend for the average annual CKSI total is tending to 'flatline' despite a range of targeted initiatives, and consistently reducing the numbers appreciably in the future looks to be a stiff challenge. With no one 'big fix' on the horizon, established methods for reducing child casualties will have to be refined and efforts redoubled.

Summary of key activities undertaken / planned during the year



The large reductions in casualty and accident numbers in Halton have been achieved through the rigorous application of conventional traffic engineering methods backed by the latest available national guidance and supported by road safety education, training and publicity initiatives (RSETP).

The role the Council's road safety unit plays in educating and training children and adults and publicising road safety is invaluable and makes a significant contribution towards the prevention of accidents to children within the Borough, both while travelling to school and at other times. Whilst RSETP can be specifically targeted towards children's needs, the lack of any

correlation between deprivation and casualties requires that local safety schemes will continue to be implemented on the basis of casualty concentrations and the viability of schemes to address specific issues.

The national Road Safety Strategy “Tomorrow's Roads – Safer for Everyone” set out a framework for delivering road safety to help achieve its established long-term casualty reduction targets, which are to be reached by 2010. Halton Borough Council’s RSETP programme has continued to develop in line with the strategy and has contributed to the overall downward trend in casualties alongside engineering and enforcement strategies. The working relationship the Unit has with schools is excellent and the partnership will continue and develop its role in educating children in matters of road safety. Road safety initiatives provide opportunities to raise the general awareness of safety issues and to deliver advice and training to a wide audience. The influencing of behaviour and attitudes of all highway users is now seen as being central to gaining further lasting reductions in road casualties in Halton.

NI 199 Increase the children and young people’s satisfaction with parks and play areas

Baseline (2008)	2009 - 10			2011	
	Target	Mid-year Actual	Progress	Target	Projected
42.4%	N/A	52.1%		42%	

Data Commentary

Data for the TellUs4 Survey was weighted differently than previous surveys. The DCSF have reweighted the results from the TellUs3 in line with new methodology. Targets set against previous weightings will require reviewing in light of the new data.

General Performance Commentary

There has been a 9.7% increase in children and young people satisfaction with parks and play areas on 2008/09 TellUs Survey. Halton’s performance is above the regional average, but below the national average.

Summary of key activities undertaken / planned during the year

Halton now has another two playgrounds which were completed in the Easter holidays with a total investment of over £400,000. Spike Island playground in Widnes is an all-new facility built near the approach to Catalyst science and discovery centre which, as well as providing adventurous play, significantly



improves this part of the park. Facilities include a range of equipment suitable for everyone from toddlers to teenagers, all of which has been designed with the theme of the chemical industry to emphasise the link with the Catalyst centre.

Meanwhile in Runcorn the community play area at Wellington Street has had a major boost following public consultation. This much-loved space has now had a makeover to include many new features that are accessible to all. These latest play area improvements are further examples of the Council's commitment to improve facilities for young people.

The play areas were designed by Halton Borough Council's Open Space Services Division, in close consultation with local residents. They were funded by the Council, the Local Area Forum, the Government's Playbuilder initiative, Play England and Big Lottery Fund.

Non Local Area Agreement Measures contained within Halton's Sustainable Community Strategy (2006 – 2011)

CYP 1 Reduce the 13% gap in attainment of 5 A*-C GCSEs (including English and Maths) by 25% between those living in the worst 10% LSOA nationally and the Halton average in the three years to 2011

Baseline (2008)	2009 - 10			2011	
	Target	Mid-year Actual	Progress	Target	Projected
13% gap	N/A	13.6		9.75% gap	

Data Commentary

Actual figure relates to 2008/09 academic year performance across all LA maintained secondary schools within Halton. Exam data is sent directly from awarding bodies to RM Solutions, data is made available for each LA from EPAS online analysis system. This figure is from the first data release from RM Solutions and represents the data version that Schools are currently checking as part of the AAT checking exercise.

General Performance Commentary

Performance for the baseline was 49% for all Halton and 26% for those in 10% most deprived LSOA. Performance at 2009/10 was 44.4% for all Halton and 30.8% in the 10% most deprived LSOA. Therefore the gap has increased.

Summary of key activities undertaken / planned during the year

Key Activities include the following:

- A full review of results has been undertaken by the Local Authority and schools
- Schools have considered whether the exam board that is being used is appropriate for all students
- Exam boards have been invited into schools to provide feedback and professional opportunities for teachers to improve the readiness for students for the exams
- Analysis has considered the performance of sub groups of students by ability, gender, Free School Meals, Children in Care, etc to examine if there are particular issues that the schools needs to respond to
- Consultants have been aligned with schools most at need and are undertaking a number of activities to support schools in raising there performance
- Schools are actively looking to share good practice more and a Teaching and Learning and Management hubs have been created
- Additional funding continues to be available for our National Challenge schools to continue to make progress. Both showed slight improvements from the previous year's results
- School Improvement Partners will continue to challenge and support schools in achieving the aspirational target for this academic year

REPORT TO: Children & Young People Policy and Performance Boards

DATE: 24 May 2010

REPORTING OFFICER: Chief Executive

SUBJECT: Performance Management Reports for 2009/10

WARDS: Boroughwide

1.0 PURPOSE OF REPORT

1.1 To consider and raise any questions or points of clarification in respect of the 2009 – 10 4th quarter year-end performance management reports on progress against service plan objectives and performance targets, performance trends/comparisons, factors affecting the services etc. for:

- Specialist Services
- Universal & Learning Services
- Preventative Services
- Business Support & Commissioning

2.0 RECOMMENDED: That the Policy and Performance Board

- 1) Receive the 4th quarter performance management reports;**
- 2) Consider the progress and performance information and raise any questions or points for clarification; and**
- 3) Highlight any areas of interest and/or concern where further information is to be reported at a future meeting of the Policy and Performance Board.**

3.0 SUPPORTING INFORMATION

3.1 The departmental service plans provide a clear statement on what the services are planning to achieve and to show how they contribute to the Council's strategic priorities. The service plans are central to the Council's performance management arrangements and the Policy and Performance Board has a key role in monitoring performance and strengthening accountability.

3.2 The quarterly reports are on the Information Bulletin to reduce the amount of paperwork sent out with the agendas and to allow Members access to the reports as soon as they have become available. It also provides Members with an opportunity to give advance notice of any

questions, points or requests for further information that will be raised to ensure the appropriate Officers are available at the PPB meeting.

4.0 POLICY AND OTHER IMPLICATIONS

4.1 There are no policy implications associated with this report.

5.0 RISK ANALYSIS

5.1 Not applicable.

6.0 EQUALITY AND DIVERSITY ISSUES

6.1 Not applicable.

7.0 LIST OF BACKGROUND PAPERS UNDER SECTIONS 100D OF THE LOCAL GOVERNMENT ACT 1972

7.1 Not applicable

QUARTERLY MONITORING REPORT

DIRECTORATE: Children & Young People
SERVICE: Specialist Services
PERIOD: Quarter 4 to Year-end 31st March 2010

1.0 INTRODUCTION

This quarterly monitoring report covers the Specialist Services Department fourth quarter period up to 31st March 2010. It describes key developments and progress against all objectives and performance indicators for the service.

Given that there are a considerable number of year-end transactions still to take place a Financial Statement for the period has not been included within this report in order to avoid providing information that would be subject to further change and amendment. The final 2009 / 10 financial statements for the Department will be prepared and made available via the Council's Intranet once the Council's year-end accounts have been finalised. A notice will be provided within the Members' Weekly Bulletin as soon as they are available.

The way in which symbols have been used to reflect progress to date is explained within Appendix 7.

2.0 KEY DEVELOPMENTS

2.1 Aiming High for Disabled Children (AHDC)

The programme has delivered short breaks for 333 disabled children and young people against a target of 250 for this year. New initiatives have included the development of a Saturday club in two children centres providing fortnightly sessions for 8 young disabled children. This is being extended to accept more children in the next few weeks.

The second Powerful Voices conference was held on 11th March with over 70 parent carers and professionals attending to hear about the AHDC developments and to share their views on the services delivered, the quality and value of the information they receive and told us what they would like to see developed in future. This information is being used to inform the communication strategy.

On 5th March Halton AHDC Programme has been assessed as meeting the Full Service Offer requirement for short breaks delivery, which needed to be achieved by all Pathfinders by end of March 2010.

2.2 Staffing

To address the current level of frontline manager vacancies, proposals to address the competitiveness of current salaries have been agreed in principle by the Council, and recently the outcome of the managers' job evaluation appeal was successful, resulting in the grade being increased. Following a national and local recruitment advert for managers and a successful open evening, this appears to have produced more applicants than previous advertising.

2.3 Working Together 2010

In response to the Baby Peter tragedy, the government has published revised guidance for agencies working together to safeguard children and young people. Halton Safeguarding Children Board is currently reviewing the document to determine what changes need to be made to local policy and procedures.

3.0 EMERGING ISSUES

3.1 Unannounced Inspection

Halton is still awaiting our Unannounced Inspection for Contact, Referral and Assessment and it will now take place in the next quarter, as the deadline for all inspections being completed is June 2010.

3.2 New Children and Families Department

The Council's new service structure came into being on 1st April, including the new children's department, which brings together services for children across the levels of need, from Universal to Specialist. A new locality service, focussing on targeted early intervention, is being created as part of the new structure, and that this ensure over time, that the needs of the most vulnerable children and families are met much earlier, thus improving outcomes and reducing the need for crisis interventions.

4.0 PROGRESS AGAINST OBJECTIVES / MILESTONES

Total	21		16		0		5
--------------	-----------	---	-----------	---	----------	---	----------

For further details, please refer to Appendix 1.

5.0 SERVICE REVIEW




There are no issues to report for the period.

6.0 PROGRESS AGAINST KEY PERFORMANCE INDICATORS

Total	3		1		0		2
--------------	----------	---	----------	---	----------	---	----------

For further details, please refer to Appendix 2.

6.1 PROGRESS AGAINST OTHER PERFORMANCE INDICATORS

Total	11		5		0		6
--------------	-----------	---	----------	---	----------	---	----------

For further details, please refer to Appendix 3.

7.0 RISK CONTROL MEASURES

During the production of the 2009-12 Service Plan, the service was required to undertake a risk assessment of all Key Service Objectives.

Where a Key Service Objective has been assessed and found to have associated 'High' risk, progress against the application of risk treatment measures is to be monitored, and reported in the quarterly monitoring report in quarters 2 and 4.

For further details please refer to Appendix 4.

8.0 PROGRESS AGAINST HIGH PRIORITY EQUALITY ACTIONS

During 2008/09 the service was required to undertake an Equality Impact Assessment. Progress against actions identified through that assessment, with associated High priority are to be reported in the quarterly monitoring report in quarters 2 and 4.







For further details please refer to Appendix 5.






9.0 DATA QUALITY

The author provides assurance that the information contained within this report is accurate and valid and that every effort has been made to avoid the omission of data. Where data has been estimated, has been sourced directly from partner or other agencies, or where there are any concerns regarding the limitations of its use this has been clearly annotated.





10.0 APPENDICES

Appendix 1- Progress against Objectives/ Milestones
Appendix 2- Progress against Key Performance Indicators
Appendix 3- Progress against Other Performance Indicators
Appendix 4- Progress against Risk Control Measures
Appendix 5- Progress against High Priority Equality Actions
Appendix 6- Financial Statement
Appendix 7- Explanation of traffic light symbols

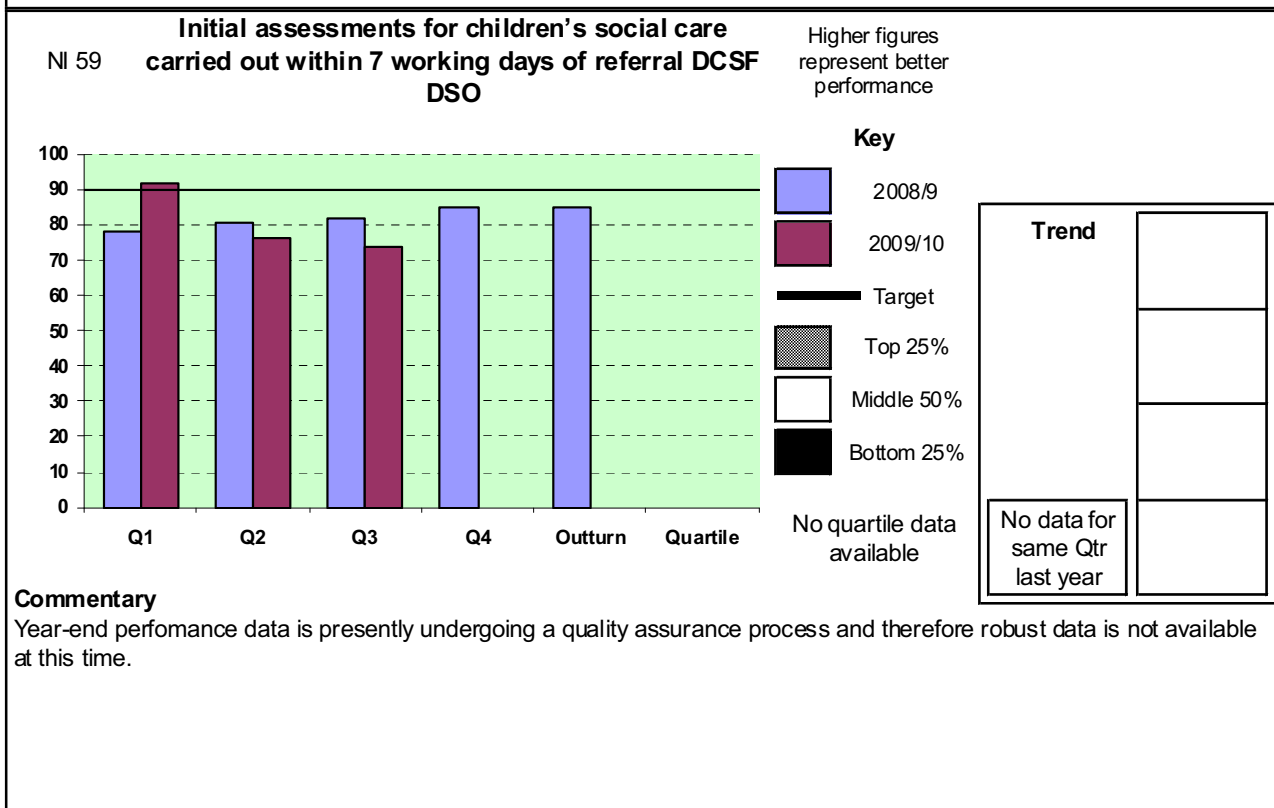
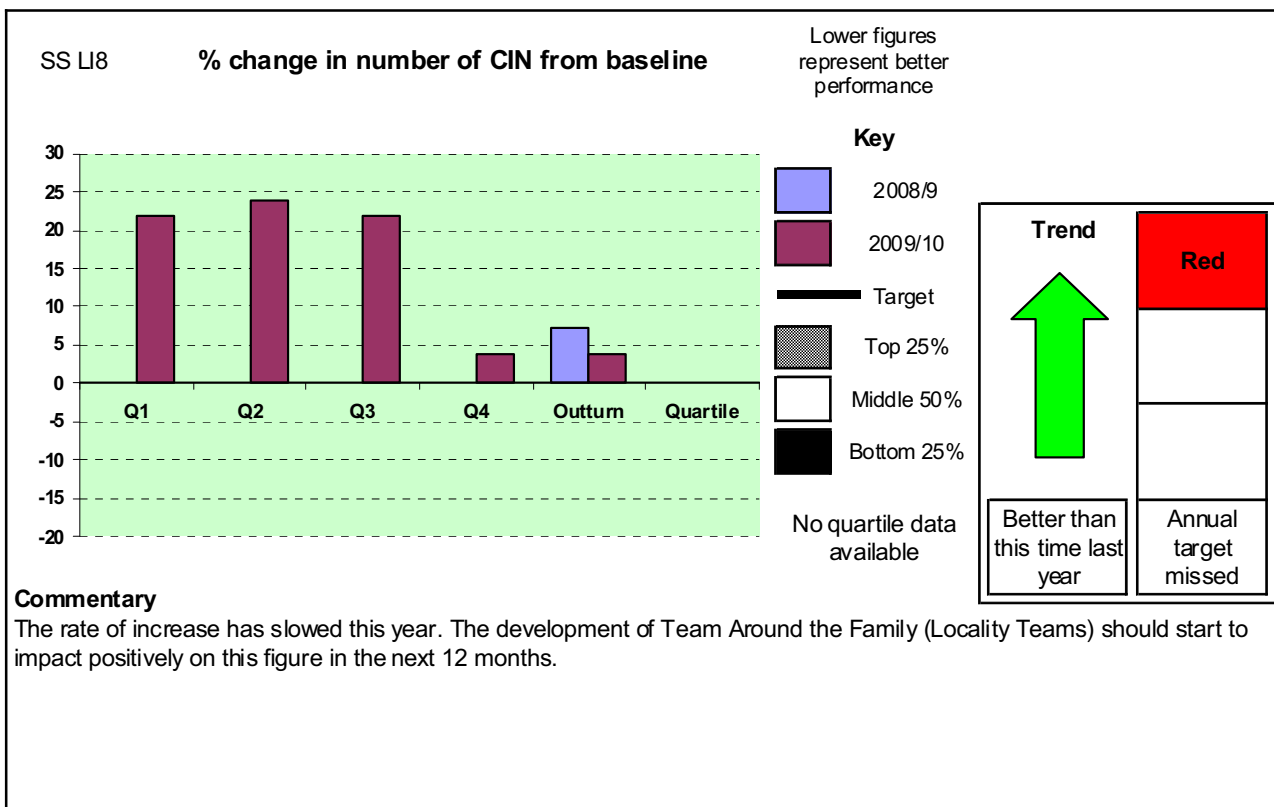
Service Plan Ref.	Objective	2009/10 Milestone	Progress to date	Commentary
SS 1	Improve Education and Employment Opportunities for Care Leavers	Appoint a designated officer to manage care leaver employment by September 2009		Post holder in place
		Implement an scheme that provides 10 apprenticeships for care leavers per year by March 2010		10 apprenticeships now funded and Available, 5 young people are currently in apprenticeships. An additional 2 young people had started but have since ended their involvement.
		Fully implement the Council's employment scheme for care leavers by March 2010		In place and briefed to Chief Officers and Directorates. Process has been impacted by efficiency programme, awaiting confirmation from Strategic Director, HR that process can recommence.
		Introduce a bursary for care leavers going on to higher education by September 2009		Scheme in place and provided to 4 young people
		Develop the role of the Education Support Service/CSW (EET) to support the ongoing learning needs of care leavers up to the age of 21 by March 2010		Staffing issues have resulted in some reduced capacity but range of support in place. Requires further development to ensure Care Leavers remain EET
		Increase the availability of permanent accommodation for care leavers by 4 units by March 2010		4 units in place and 3 more supported lodging placements have been commissioned.

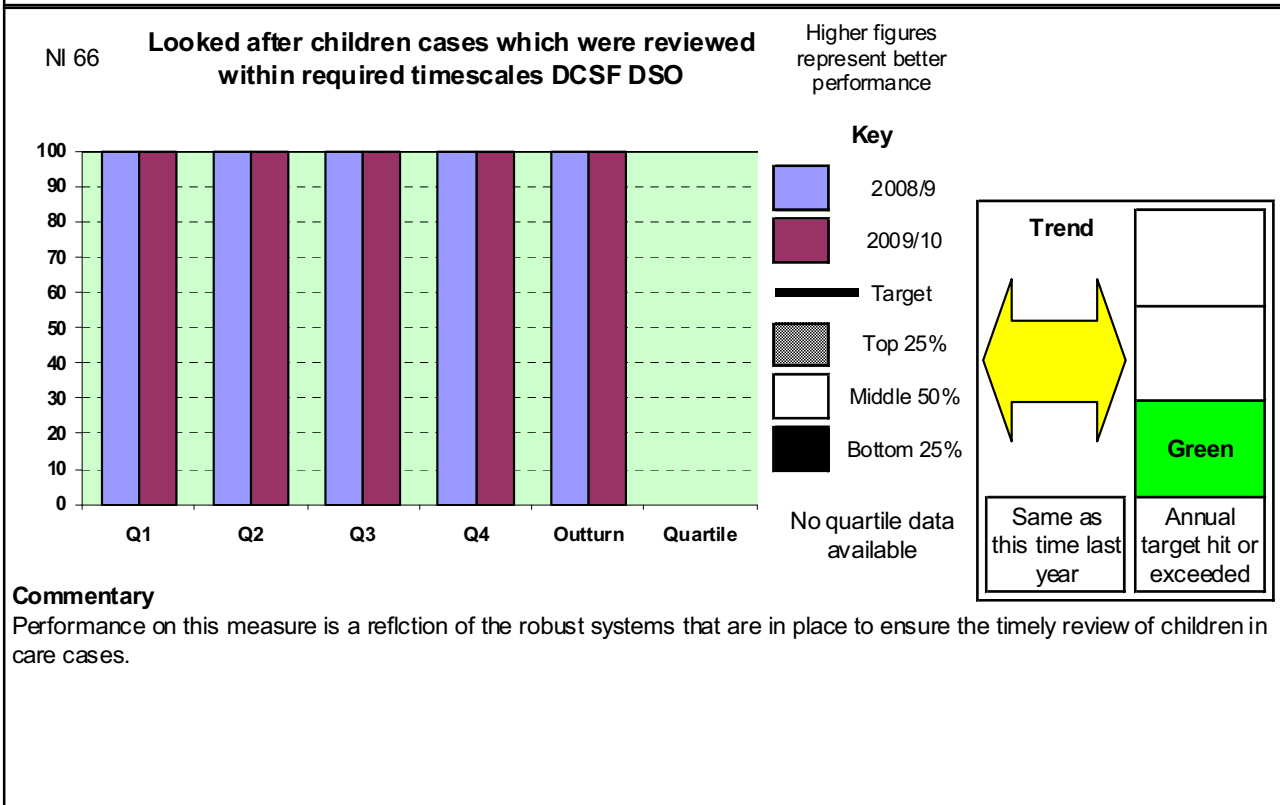
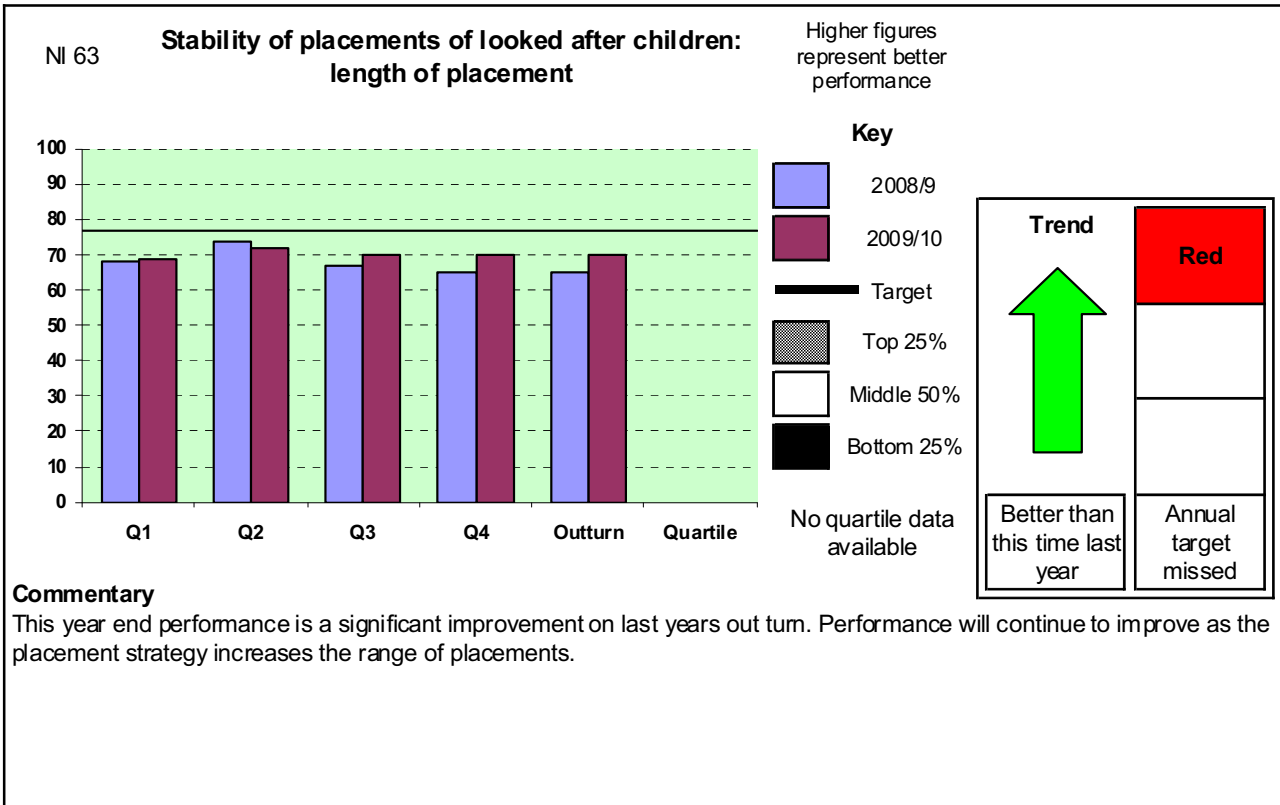
Service Plan Ref.	Objective	2009/10 Milestone	Progress to date	Commentary
SS 1	Increase Placement Choice and Quality of Care for Children in Care	Complete a review of the demand for and supply of placements for children in care by March 2009.		Review completed and has identified a shortage in numbers of foster carers and some gaps in residential provision. Work is underway to address these issues
		Implement a marketing strategy to improve recruitment of foster carers by March 2009		Revised strategy in place and an increase in enquiries already evident.
		Increase the number of in house foster care placements by 8 by September 2009 (10% increase)		Increase has not been achieved. Revised marketing strategy and increased allowances are now in place to encourage improved recruitment.
		Review the role of Principal Manager Fostering to secure a permanent appointment by April 2009.		6 attempts at recruiting to the post have failed to result in a permanent appointment. Role now HBC11 after job evaluation appeal and agreement is being sought to pay recruitment and retention supplements, which will make salaries very attractive.
		Recruit to the vacant 4 social work posts in the adoption and fostering services by June 2009		Timescale for this milestone passed last year, only one part time vacancy remains and will be advertised in the next few weeks.

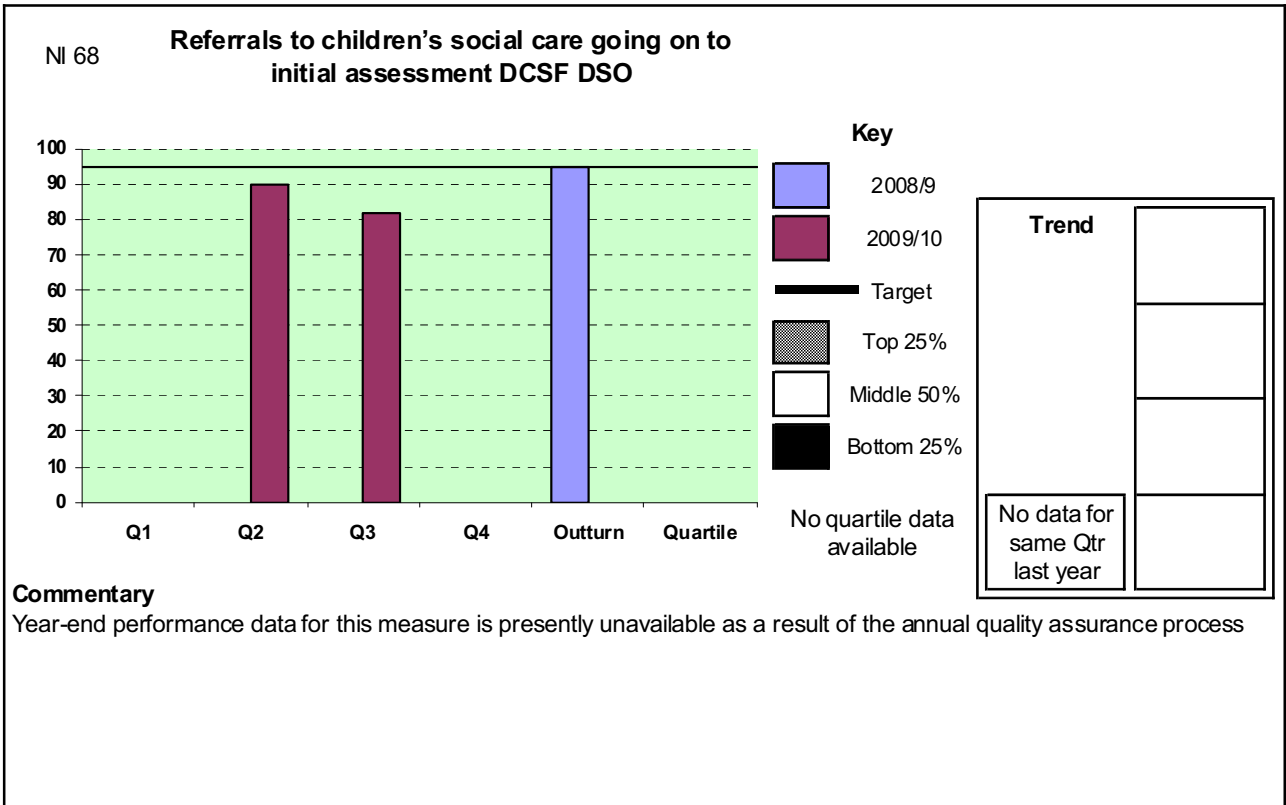
Service Plan Ref.	Objective	2009/10 Milestone	Progress to date	Commentary
		Continue to engage with the Regional Commissioning programme to improve knowledge, quality and competitiveness of local, private provision by March 2010	<input checked="" type="checkbox"/>	Regional information is used to inform activity and is updated regularly.
		Implement and monitor CWDC development standards for foster carers by March 2010	<input checked="" type="checkbox"/>	Standards implemented and carers making progress towards achieving them.
SS 3	To maintain effective Safeguarding processes	Establish a Safeguarding Unit bringing expertise across the Directorate, health and the Police to improve the co-ordination of professional expertise and quality assurance processes by April 2009.	<input checked="" type="checkbox"/>	The multi agency unit is established and has developed a business plan for 2010.
		Implement a systematic approach to learning arising from Serious Case Reviews by September 2009	<input checked="" type="checkbox"/>	Learning from serious case reviews is systematically implemented and subsequently reviewed via the auditing of practice process.
		Ensure that all agencies understand their responsibilities with regard to the management of allegations made against adults who work with children by March 2010	<input checked="" type="checkbox"/>	Briefings continue via the Local Authority designated Officer (LADO).





Service Plan Ref.	Objective	2009/10 Milestone	Progress to date	Commentary
		Audit the implementation of the neglect protocol ensuring there are interagency minimum standards by March 2010		The neglect protocol was reviewed and the revised neglect protocol is expected to be endorsed by HSCB in June 2010 followed by a roll out to all staff and will be in-corporated in future safeguarding training.
SS 4	To provide effective and efficient services to Children in Need	Pilot an integrated Targeted Support to Families (TSF) service for children in need by realigning resources in the Directorate to meet the needs of children in need by September 2009.		TSF and the Locality Pilot have had a significant impact on the design of the new department with Team Around the Family, (Locality Teams) built into the structure to support the realignment of services.
		Roll out of an assessment and analysis toolkit, supported by training for frontline staff with the aim of improving the effectiveness of assessment and care planning by March 2010		The toolkit has been developed and will be available on the intranet. Assessment and analysis workshops have been delivered and appropriate training commissioned.
		Introduce a system for independently reviewing children in need plans at levels 3b by December 2009		The individual appointed withdrew. A further recruitment process is underway. As a result of the new Care planning Regulations the Job descriptions and person specifications for Independent reviewing officers will require some change.






Service Plan Ref.	Objective	2009/10 Milestone	Progress to date	Commentary
		Ensure that the children in need teams are sufficiently staffed to meet the current demand for children in need services by March 2009.	<input checked="" type="checkbox"/>	Whilst Social work recruitment and retention remains positive, Management vacancies remain a challenge. Interviews to take place 27 th and 28 th April following national adverts with competitive salaries that reflect the outcome of the JE appeal.













Ref	Description	Actual 2008/9	Target 09/10	Quarter 4 year-end	Progress	Commentary
Corporate Health						
SS LI2	% of managers trained in safe recruitment practice	TBA	TBA	35%	Refer Comment	As at 31 st March, 7 of the managers within the Specialist Services Department had been trained in Safer Recruitment. All managers are scheduled to attend training on the forthcoming sessions.
Fair Access						
SS LI3	Number of jobs created for care leavers by HBC	2	5	1		The Efficiency programme has presented an additional challenge in 09/10 in achieving this target. 1 young person has a permanent job within the Council and 4 have apprenticeship placements.
NI148	Care leavers in employment, education or training (%)	46%	71%	55.6%		Whilst the target has not been met for this indicator, progress has been made upon last year. The 4 young people who were not in education, employment or training were NEET for significant reasons (caring responsibilities, pregnancy or unable to work due to disability).
SS LI4	% change in the number of foster carers from baseline	-10%	5%	-16%		The shortage of foster carers has been a known issue for some time and a revised marketing strategy and improved payments are now being established to address the issues.
Quality						
NI147	Care leavers in suitable accommodation (%)	78.6%	82.5%	88.9%		The range of accommodation choice has improved and work continues to improve it further through the provision of supported lodgings.




Ref	Description	Actual 2008/9	Target 09/10	Quarter 4 year-end	Progress	Commentary
Service Delivery						
SS LI7	% of CIN 6+ months independently reviewed with agreed timescales	N/A	50%	0%		Recruitment to the post that will undertake this activity has been unsuccessful, plan is to redesign existing resources to commence review activity in 10/11
NI59	Initial Assessments completed within 7 working days	88.3%	90%		-	Year end performance is current undergoing a quality assurance process, and therefore robust performance data is not currently available.
NI60	Core Assessments completed within 35 working days	91.2%	92%		-	Year end performance is current undergoing a quality assurance process, and therefore robust performance data is not currently available
NI62	Stability of placements of CiC: number of moves	8.5%	8.3%	13.6%		The strategy to improve permanence planning for children has resulted in a decrease in performance as children placed out of the borough in independent foster placements are moved to in house provision, the reduction in performance from last year is actually 9 children
NI64	Child Protection plans lasting 2 or more years	0%	0%	3%		Whilst 0% performance is outstanding performance and therefore the target is aspirational, this is actually only one family.
NI65	Children subject to a CP Plan for a second or subsequent time	1.9%	10%	10%		Target was met and is recognised as good performance.
NI67	Child Protection cases reviewed within timescales	100%	100%	100%		This reflects robust systems in place




Ref	Description	Actual 2008/9	Target 09/10	Quarter 4 year-end	Progress	Commentary
NI101	Children in Care achieving at least 5 A*-C GCSE	8.5%	17%	7.7%		This level of performance reflects the Year 11 cohort. However, all young people achieved their predictions.
NI111	First time entrants to the Youth Justice System	249	239	149		This is reported by Cheshire Constabulary and validated by PNC data which is available in November. Last years figures (2008-09) were notably different in that the Police reported an additional 70 young people in the Northern Division than they reported monthly. The YOT can supply details of all the young people we report on the Police are unable to do this. Therefore this data should be treated as provisional data and with some caution.




Additional National Indicators:

The indicators below form part of the new National Indicator Set introduced on 1st April 2008. These indicators are subsidiary indicators to the main indicators monitored through the service plan. Where appropriate information will be provided as exception reports within the quarterly monitoring reports.

NI	Description	2008-09 Actual	2009-10 Target	Quarter 4 Year-end	Progress	Commentary
43	Young people within the Youth Justice System receiving a conviction in court who are sentenced to custody	9.2	5	9.5		The overall numbers of young people receiving custodial sentences is stable but the reduction of cases appearing before the Courts has increased the percentage for this indicator.
44	Ethnic composition of offenders on Youth Justice System disposals	1.10	0	N/A	-	This figure is compiled by the YJB and is not available yet. Unfortunately the YJB do not 'split' the figure for Halton and Warrington but give a YOT based outturn
45	Young offenders' engagement in suitable education, training and employment	76.70	90	79.9%		This is an outstandingly good figure- the target is a challenging one and to achieve 79.9% is extremely creditable. The issue is the 16-18 age range where the take up of provision is more limited this is similar to other agencies working with this target
50	Emotional health of children (TellUs)	70.0	72	60.9%		This indicator has declined nationally and for Halton. Halton however is still reporting the 5 th highest percentage in the North West and significantly higher than the National Average.
51	Effectiveness of child and adolescent mental health (CAMHS) services	12	13	12		Whilst this rating has not improved from last year as serviced consolidate, however the rating will improve as a number of service improvements have been implemented on 1.4.2010 after the assessment rating was agreed.




NI	Description	2008-09 Actual	2009-10 Target	Quarter 4 Year-end	Progress	Commentary
54	Services for disabled children	New Indicator 2009/10	N/A	62		Alison Upham
58	Emotional and behavioural health of looked after children	16.0	16			Awaiting data – expected end of May 2010.
61	Timeliness of placements of looked after children for adoption following an agency decision that the child should be placed for adoption	44.4	Not relevant	69.2%	-	9 out of 13 children were placed within their adoptive family within 12 months of the decision they should be placed for adoption. As data underpinning this indicator relates to small numbers, targets are not appropriate.
70	Hospital admissions caused by unintentional and deliberate injuries to children and young people	161.2	155.3	-	-	Awaiting data from PCT. Expected end of April 2010.
71	Children who have run away from home/care overnight	13.0	14	14		Progress remained stable during 2009-10.
99	Looked after children reaching level 4 in English at Key Stage 2	50.0	33	50%		Small numbers (6 children in the cohort) affect these indicators however targets were met for this indicator this year.
100	Looked after children reaching level 4 in mathematics at Key Stage 2	25.0	33	67%		Small numbers (6 children in the cohort) affect these indicators however targets were met for this indicator this year.

Objective Reference	Risk Control Measures	Progress	Commentary
SS 2	Targeted recruitment strategy to increase numbers of local foster carers		Strategy now in place and activity underway to increase recruitment . Impact unlikely to be realised until September 2010 due to the length assessment period
	Implement CWDC standards for carers		Implemented and carers working towards the standards
	Review payments structure and rates for carers		Reviewed and improved allowances in place from September 2010
	Implement actions from Staff Survey		Implemented
	Evaluate impact of Recruitment and Retention Strategy		Evaluation complete and new strategy with action plan in place from 31.3.10
SS 3	Development of multi-agency Safeguarding Unit to improve integrated working		In place and had Business Plan for 2010
	Sustained high performance in ensuring all safeguarding processes are quality assured and timely		Performance across a range of indicators remains strong and processes remain robust. Regular audit of practice monitors the performance

HIGH Priority Actions	Target (Resp. Officer)	Progress (Traffic lights)*	Commentary
Ensure staff participate in a programme of Equality and Diversity training	Mar 10 OD Specialist Services and all DM's		Equality and Diversity training is a requirement of all EDRs.
Participate in programme of Equality Impact assessments on all Strategy, Policy, and Service Areas	Mar 10 OD Specialist Services and all DM's		Process not in place and impacted by efficiency programme.
Embed a system of stakeholder engagement, participation and consultation in all aspects of Service Delivery	Mar 10 OD Specialist Services and all DM's		<p>A Pilot to obtain qualitative information from stakeholders is underway and will have been completed by July 2010. The outcome will inform future exercises.</p> <p>Quartley Compliments and Complaints Report identifies how stakeholder feedback has informed service design.</p>

Financial statement to be inserted.

Application of RAG symbols:

	<u>Objective</u>	<u>Performance Indicator</u>
<u>Green</u>	 Indicates that the milestone/objective <u>will</u> be achieved within the identified timeframe.	Indicates that the annual target <u>will</u> , or has, been achieved or exceeded.
<u>Amber</u>	 Indicates that at this stage it is <u>uncertain</u> as to whether the milestone/objective will be achieved within the identified timeframe.	Indicates that at this stage it is either <u>uncertain</u> as to whether the annual target will be achieved.
<u>Red</u>	 Indicates that the milestone/objective <u>will not</u> , or has not, been achieved within the identified timeframe.	Indicates that the annual target <u>will not</u> , or has not, been achieved.

QUARTERLY MONITORING REPORT

DIRECTORATE: Children & Young People
SERVICE: Universal & Learning Services
PERIOD: Quarter 4 to year-end 31st March 2010

1.0 INTRODUCTION

This quarterly monitoring report covers the Universal & Learning Services Department fourth quarter period up to year-end 31st March 2010. It describes key developments and progress against all objectives and performance indicators for the service.

Given that there are a considerable number of year-end transactions still to take place a Financial Statement for the period has not been included within this report in order to avoid providing information that would be subject to further change and amendment. The final 2009 / 10 financial statements for the Department will be prepared and made available via the Council's Intranet once the Council's year-end accounts have been finalised. A notice will be provided within the Members' Weekly Bulletin as soon as they are available.

The way in which traffic lights symbols have been used to reflect progress to date is explained within Appendix 7.

2.0 KEY DEVELOPMENTS

2.1 The Lamb Enquiry

The Lamb Enquiry was requested to look at how parental confidence in the special educational needs system could be improved. Because of emerging issues during the period of the Inquiry, it also covered SEN and disability information; the quality and clarity of statements; inspection and accountability; and what impact the changes in the Tribunal system were having on parental confidence.

This has required the local authority to consider the legal implications of the Lamb Enquiry recommendations for example the impact on provision and the impact of greater child and parental voice.

2.2 Drop in Sessions for School Staff

Weekly drop in sessions for school staff have been offered by Specialist Teachers in conjunction with Speech and Language Therapy Service offering advice and support around Autism, SPAL Enhanced Provision, Transition, Visual Impairment, Hearing Impairment, Medical Needs, Cognition and Learning, including specific Learning Difficulties. Proposals for drop in sessions for parents around specialist areas need

have been developed, with the intention of having locality based venues for delivery.

2.3 Early Years Foundation Stage Profile

Training has been provided in EYFS data for School Improvement Partners (SIPs) to help them to identify issues for discussion with head teachers.

2.4 Primary - writing

A key focus continues to be on development of writing, including more able writers, through training and school support. Need to further develop attendance at Continuous Professional Development Literacy but numbers are increasing.

3.0 EMERGING ISSUES

3.1 14–19 provision

The Learning and Skills Council will cease to exist on 1st April 2010 and responsibility for the planning and commissioning of post 16 provision will be transferred to the Young People's Learning Agency and Local authorities. B There could be significant changes to the post 16 landscape through Presumption and Academy development that will affect coherent planning.

3.2 The White Paper

There are a range of implications arising from the recent Parliamentary 'wash up' and the impact upon the White Paper.

Clauses on a number of key provisions were removed, including; the Pupil and Parent guarantee, Home School Agreements, reform of the primary curriculum, introduction of compulsory Personal Social Health and Economic (PSHE) education – including the provision that all children receive at least one year of sex and relationship education, the licence to practise for teachers, registration and monitoring of home education, the extended remit for School Improvement Partners, school report cards, strengthened powers for local authorities and the Secretary of State to intervene where schools are causing concern, powers for the Secretary of State to intervene in failing Youth Offending Teams, parental satisfaction surveys.

The provisions that remain in the Bill include;

- requirements for school inspections to take into account the needs of pupils with special educational needs (SEN) and disabilities and provisions for an additional right of appeal for parents of children with special educational needs statements
- a requirement for local authorities to provide full-time education for children and young people who, for various reasons, are in alternative provision

- greater powers for school governing bodies on how they use their budgets, and the power to set up new schools and academies
- new provisions on information sharing and the review of Local Safeguarding Children Boards' performance
- new arrangements to allow greater media reporting of proceedings in Family Courts

Approach to work within the department will be affected by these changes and development work will be linked to the requirements of the White Paper.

3.3 EYFS/Primary




The department will need to continue training and support in use of the EYFS data. Head teachers to be briefed in June around emerging issues. Focus to continue on addressing issues around writing and more able writers.

3.4 Inclusion

Resource bases capacity required to be fit for purpose by 2011 and allocation of funding to support this development to be agreed by September 2010 in readiness for 2011 delivery.

Tribunals and related costs to local authorities from tribunal judgements in relation to placement and provision for children and young people with Autism will require some focus over the coming months.

4.0 PROGRESS AGAINST OBJECTIVES / MILESTONES




Total	21		19		0		2
--------------	-----------	---	-----------	---	----------	---	----------

For further details, please refer to Appendix 1.

5.0 SERVICE REVIEW

--	--	--	--	--	--	--	--

6.0 PROGRESS AGAINST KEY PERFORMANCE INDICATORS

Total	4		1		0		3
--------------	----------	---	----------	---	----------	---	----------

For further details, please refer to Appendix 2.

6.1 PROGRESS AGAINST OTHER PERFORMANCE INDICATORS

Total	17		6		0		11
--------------	-----------	---	----------	---	----------	---	-----------

For further details, please refer to Appendix 3.

7.0 RISK CONTROL MEASURES

During the production of the 2009-12 Service Plan, the service was required to undertake a risk assessment of all Key Service Objectives.

Where a Key Service Objective has been assessed and found to have associated 'High' risk, progress against the application of risk treatment measures is to be monitored, and reported in the quarterly monitoring report in quarters 2 and 4.

For further details please refer to Appendix 4.

8.0 PROGRESS AGAINST HIGH PRIORITY EQUALITY ACTIONS

During 2008/09 the service was required to undertake an Equality Impact Assessment. Progress against actions identified through that assessment, with associated High priority are to be reported in the quarterly monitoring report in quarters 2 and 4.

For further details please refer to Appendix 5.

9.0 DATA QUALITY

The author provides assurance that the information contained within this report is accurate and valid and that every effort has been made to avoid the omission of data. Where data has been estimated, has been sourced directly from partner or other agencies, or where there are any concerns regarding the limitations of its use this has been clearly annotated.

10.0 APPENDICES

Appendix 1- Progress against Objectives/ Milestones
 Appendix 2- Progress against Key Performance Indicators
 Appendix 3- Progress against Other Performance Indicators
 Appendix 4- Progress against Risk Control Measures
 Appendix 5- Progress against High Priority Equality Actions
 Appendix 6- Financial Statement
 Appendix 7- Explanation of traffic light symbols

Service Plan Ref.	Objective	2009/10 Milestone	Progress to date	Commentary
ULS 1	To Narrow the Gap in Educational Outcomes for Vulnerable Groups	Complete a comprehensive review of all Early Years provision within the borough by March 2010	<input checked="" type="checkbox"/>	Review of Early Years Provision has been undertaken and will report in the new Financial Year, in line with Efficiency programme.
		Reinvest the savings gained by the reduction in statutory assessments achieved through capacity building in the mainstream sector by March 2010	<input checked="" type="checkbox"/>	There has been a continuing reduction in the number of Statements of SEN. Halton currently maintains 558 statements of SEN. SEN Budget meeting with schools to review funding formula for SEN to be arranged.
		Complete the review of Communication, Language and Literacy Development provision and support by March 2010	<input checked="" type="checkbox"/>	The Executive Board has approved the proposals for Primary SEN Unit provision in line with the response to the formal consultation. Implementation of the restructured primary resourced provision is due September 2011
		Further develop support service for EAL children from the resource base at St Chad's Specialist Language college by March 2010	<input checked="" type="checkbox"/>	Service is established and has been running for nearly 2 years. Feedback from schools is positive and service objectives have been met.
		Education support service to develop curriculum based group activities for Children in Care by March 2010	<input checked="" type="checkbox"/>	1:1 Curriculum support is provided for any CIC that requests it. Capacity issues have meant that the previous activity programme was reduced. However, new colleagues are now in post and activities are planned for during the holidays.

Service Plan Ref.	Objective	2009/10 Milestone	Progress to date	Commentary
ULS 2	To Improve Educational Outcomes for all Children at Foundation Level	Communication Language and Literacy Development (CLDD) project implemented to improve standards of literacy at Foundation Stage by March 2010	<input checked="" type="checkbox"/>	91% children working at phase 2 in Early Years Foundation Stage at end of 2009 compares to 89% nationally as a result of the implementation of the CLDD project. Good progress in EYFS needs to be transferred to year 1 to ensure positive impact continued.
		Review and evaluate Early Years Outcome Duty project to provide a consistent framework for Early Years provision by March 2010	<input checked="" type="checkbox"/>	The Early Years Outcome Duty Steering group is an established team who have collaborated on a comprehensive action plan to support the achievement of Halton's statutory Early Years Outcomes duty targets. As a result there is shared accountability for quality assurance across all EYFS settings and the group continues to meet to review impact on a termly basis. Criteria for success currently being reviewed and refined with the September 2010 – August 2011 action plan due to be completed by June 2010.



Service Plan Ref.	Objective	2009/10 Milestone	Progress to date	Commentary
		Develop a quality assurance system to ensure consistency of Early Years Provision by March 2010	<input checked="" type="checkbox"/>	<p>A policy for support and intervention for EYFS settings has now been completed and outlines the quality assurance criteria to support the 'categorisation' of settings. The Strategy has been developed with the support of a steering that includes practitioners. The quality indicators will be trialled in the Summer term and this information will be used to inform the deployment of support and intervention across private, voluntary and maintained settings. An official 'launch' is due to take place in June.</p> <p>18 HBC Staff trained have been trained in Early Childhood Environment Rating Scales (ECERs) and the LA has commissioned an audit to be undertaken in phases over the next 18 months. First phase of settings have been identified and have attended a briefing session.</p> <p>ECERs offered to maintained nursery schools in the Spring term 2010 as part of strategy for the rollout.</p>

Service Plan Ref.	Objective	2009/10 Milestone	Progress to date	Commentary
		Deliver the ICAN project across a broader range of settings by March 2010	<input checked="" type="checkbox"/>	To date 86 participants have attended 'supporting' course and 60 have attended 'enhance up' course. At present 18 settings across private, voluntary and maintained sectors are being supported towards accreditation - 14 at supporting level and 4 at enhanced level in line with the expectations of the project.
ULS 3	To Improve Educational Outcomes for all Children at Primary Level	Review and evaluate alerts and triggers system by March 2010	<input checked="" type="checkbox"/>	The final version has now been shared with schools although it is expected that further sections will be added over time. The system has been translated into an electronic format so that the data can be maintained and evaluated by the LA and accessed by schools to support their self-review process. The CSMG (Cross Service Monitoring Group) and SMT have seen a demonstration of the software. The system is now 'live' and will be trialled with selected schools this term.



Service Plan Ref.	Objective	2009/10 Milestone	Progress to date	Commentary
		Work with schools via the SIP process to ensure they set challenging targets by January 2010	<input checked="" type="checkbox"/>	<p>All SIPs are aware of the Statutory targets that need to be set and the level of challenge associated with them. All schools have set challenging targets related to the statutory targets with the majority being above FFT D. Where this is not the case there has been a very good reason e.g. a change in cohort.</p> <p>Some additional SIP days will be given to schools under floor target.</p>

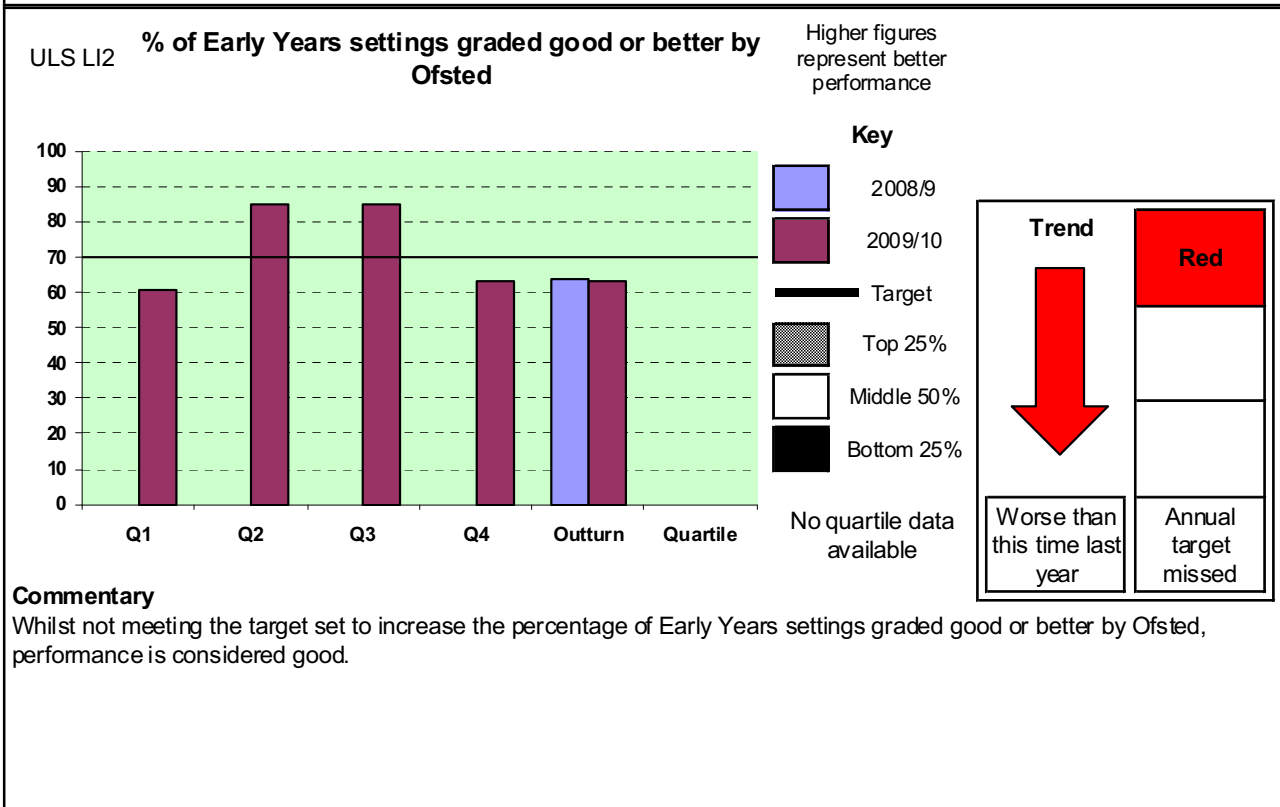
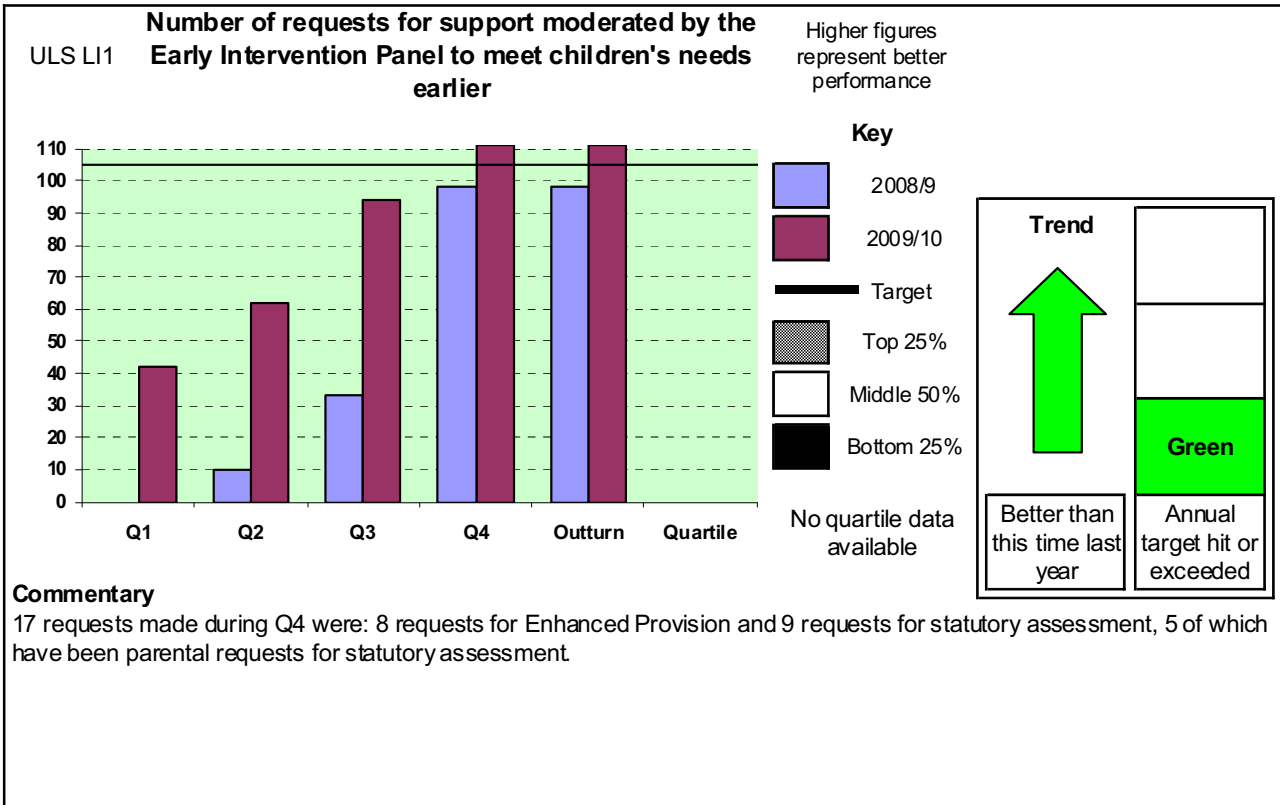
Service Plan Ref.	Objective	2009/10 Milestone	Progress to date	Commentary
		Implement systems for managing schools at risk of formal categorisation by March 2010	<input checked="" type="checkbox"/>	<p>In line with the White Paper and Halton's Strategy for Support and Intervention with Schools Causing Concern there is now a formal categorisation in place.</p> <p>The LA uses its powers of intervention including the issuing of warning notices and also undertakes school reviews as necessary. The Cross Service Monitoring Group (CSMG) provides a 'team around the school' approach and Single School Updates are held to support the planning of collaborative support for schools most in need. The outcome of SIP visits is fundamental to this process.</p> <p>The inspection by Ofsted of an LA designated school causing concern, where an Interim Executive Board was put in place, resulted in an overall effectiveness outcome of good.</p> <p>The LA undertook 2 school reviews in Jan 2010 in schools where there are concerns in relation to standards.</p> <p>The systems and procedures linked to Schools Causing Concern are currently being audited. Audit outcomes expected by April 2010.</p>

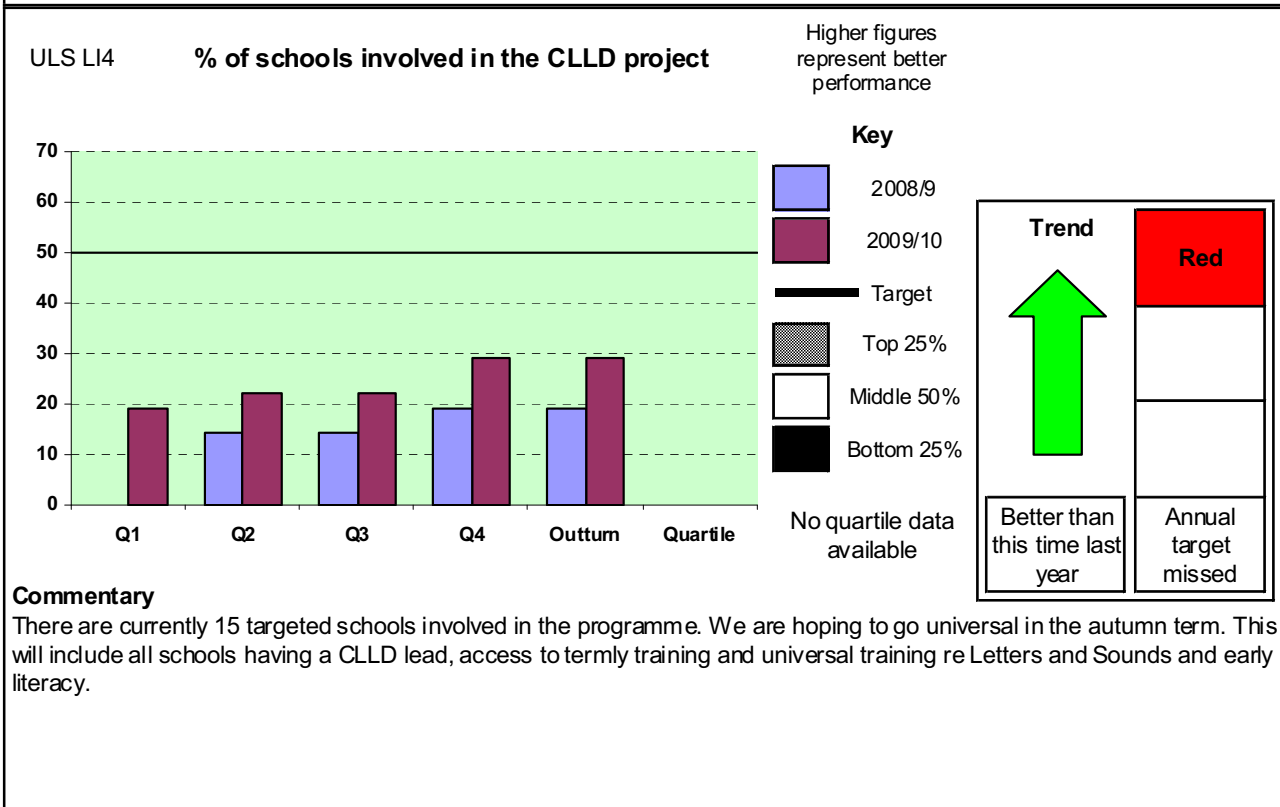
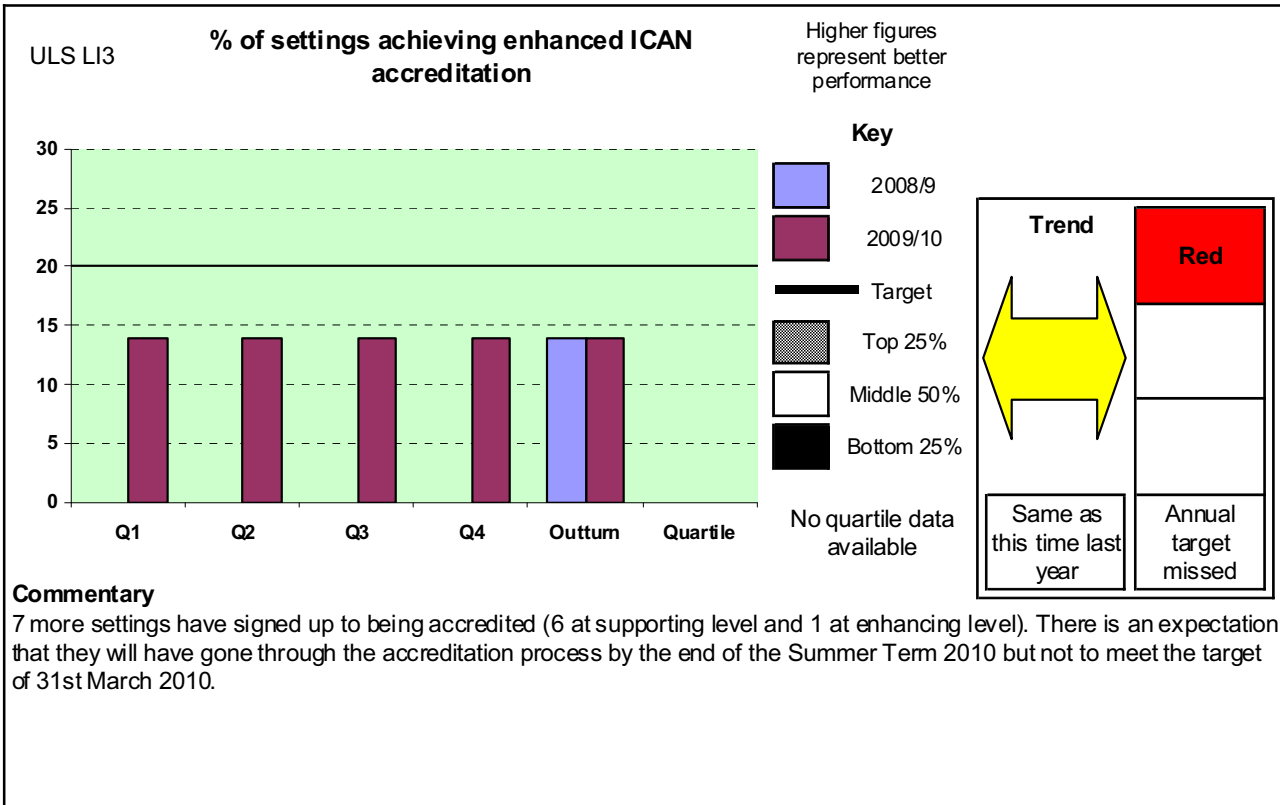
Service Plan Ref.	Objective	2009/10 Milestone	Progress to date	Commentary
		Engage schools in literacy and numeracy projects to improve standards by March 2010	<input checked="" type="checkbox"/>	More schools have been engaged in central CPD, particularly for literacy. More subject leaders have attended sessions. In addition, through the AFL project, more schools have been engaged in literacy/numeracy although further development will be required to maintain progress.
ULS 4	To Improve Educational Outcomes for all Children at Secondary Level	Deliver Social, Emotional Aspects of Learning Programmes to targeted schools by March 2010	<input checked="" type="checkbox"/>	All schools fully engaged and in the process of implementing SEAL.
		Implement plan for schools identified as in need of targeted intervention by March 2010	<input checked="" type="checkbox"/>	Plans in place relating particularly to National Challenge Schools. It is highly likely that we will have no National Challenge Schools by the end of the academic year. Halton High to become an Academy and The Grange has made been deemed to have made good progress following a meeting with the DCSF, National Strategies and LA.





Service Plan Ref.	Objective	2009/10 Milestone	Progress to date	Commentary
		Review and evaluate alerts and triggers system by March 2010		The final version has now been shared with schools although it is expected that further sections will be added over time. The system has been translated into an electronic format so that the data can be maintained and evaluated by the LA and accessed by schools to support their self-review process. The CSMG (Cross Service Monitoring Group) and SMT have seen a demonstration of the software. The system is now 'live' and will be trialled with selected schools this term.
		Work with schools via the SIP process to ensure they set challenging targets by January 2010		<p>All schools have set challenging targets related to the statutory targets. All SIPs are aware of the Statutory targets that need to be set and the level of challenge associated with them.</p> <p>All targets associated with 5 A* - C including English and maths are above FFT D. The majority (90%) of progress targets have also been set at or above FFT D.</p>




Service Plan Ref.	Objective	2009/10 Milestone	Progress to date	Commentary
		Implement systems for managing schools at risk of formal categorisation by March 2010	<input checked="" type="checkbox"/>	<p>There is a comprehensive system in place to manage schools at risk of categorisation in line with the LA's strategy for support an intervention. Where appropriate the LA uses its powers of intervention including the issuing of warning notices and also undertakes school reviews as necessary. There is a Cross Service Monitoring Group (CSMG) in place to provide a 'team around the school' approach and Single School Updates are held to support the planning of collaborative support for schools most in need. The outcome of SIP visits is fundamental to this process.</p> <p>The systems and procedures linked to Schools Causing Concern are currently being audited. Audit outcomes expected very soon.</p>
ULS 5	To Improve Outcomes Post-16	From emerging LSC/LA transitional arrangements pilot a demand led commissioning process for local provision based on need by March 2010	<input checked="" type="checkbox"/>	LSC Transitional arrangements are complete. 2010/11 provision commissioned and financial procedures in place to pay providers. LSC staff located within new council structure in 14-19 Division

Service Plan Ref.	Objective	2009/10 Milestone	Progress to date	Commentary
		Collaboratively deliver a range of needs led diplomas at levels 1,2&3 by March 2010		2 Diplomas available at Level 1 5 Diplomas available at Level 2 Recruitment for 5 Diplomas at Level 3 taking place now for September 2010. Confirmation received of permission to deliver 3 new Diplomas for September 2011.
		Map the range and quality of post-16 provision in the borough by March 2010		<p>The 14-19 partnership and Halton Borough Council (HBC) executive board have agreed to a Collegiate framework to deliver the 14-19 reforms however a series of complex scenarios have arisen since the announcement of the reforms which have delayed the mapping exercise.</p> <p>The action remains to develop a collaborative curriculum model through Collegiate working based upon a planning assumption of the broader range of future post 16 provision for a 14-19 commissioning statement by July 10.</p>












Ref	Description	Actual 2008/9	Target 09/10	Quarter 4 Year-end	Progress	Commentary
Fair Access						
Quality						
Service Delivery						
ULS LI5	% of schools setting targets at FFT D	73%	75%	87.5%		87.5% of schools set targets at FFTD and in some cases when this did not happen it was due to change in cohort.
NI72	Early Years Foundation Stage attainment	45.4%	48%	46.9%		Although the target of 48% was not met, there has been a 1.5% increase in the % of children scoring 6+ across both communication, language and literacy and Personal and Social Education. It is also anticipated that 2010 outcomes will show an improvement as a result of the targeted work specifically around language development.
NI73	Proportion achieving L4+ at KS2 in English & Maths (Threshold)	75.8%	77%	73%		Family Trust D levels which is set at measuring outcomes against the best 25% of schools and local authorities nationally. Targets are therefore both challenging and ambitious. Although a slight dip compared to the significant gains made in 2008, Halton has maintained above national performance in this indicator.
NI75	Proportion achieving 5 A*-C GCSE including English & Maths (Threshold)	49.3%	49%	45%		All attainment targets are set at Fischer Family Trust D levels which is set at measuring outcomes against the best 25% of schools and local authorities nationally. Targets are therefore both challenging and ambitious. This was caused mainly by a decline in percentage gaining C+ in English in 3 schools. This is being addressed.

Ref	Description	Actual 2008/9	Target 09/10	Quarter 4 Year-end	Progress	Commentary
NI80	% of young people achieving Level 3 qualification by 19	33%	40.5%			Improved performance at 5 A*-C GCSEs and improved information, advice and guidance should improve 2009/10 performance. Data not yet released, expected in June 2010.
NI92	Achievement Gap at Early Years Foundation Stage	30.5%	30.5%	31.4%		The target was not met and as a result the gap has not been narrowed between the bottom 20% and the median score of the cohort – although the threshold did rise.
NI93	Proportion progressing by two levels at KS2 in English	85%	95%	86%		All attainment targets are set at Fischer Family Trust D levels which is set at measuring outcomes against the best 25% of schools and local authorities nationally. Targets are therefore both challenging and ambitious. Halton's performance in 2009 was 4% above national average.
NI94	Proportion progressing by two levels at KS2 in Maths	81%	87%	80%		All attainment targets are set at Fischer Family Trust D levels which is set at measuring outcomes against the best 25% of schools and local authorities nationally. Targets are therefore both challenging and ambitious. Adrift of target and 1% below national average.
NI104	SEN/Non-SEN achievement gap at KS2 English and Maths (Threshold)	40.4%	38.5%	-	-	Awaiting data. Expected end of May 2010.
NI105	SEN/Non-SEN achievement gap at GCSE 5A*-C including English and Maths (Threshold)	32.1%	31%	-	-	Awaiting data. Expected end of May 2010.

Additional National Indicators:



The indicators below form part of the new National Indicator Set introduced on 1st April 2008. These indicators are subsidiary indicators to the main indicators monitored through the service plan. Where appropriate information will be provided as exception reports within the quarterly monitoring reports.






NI	Description	2008-09 Actual	2009-10 Target	Quarter 4 Year-end	Progress	Commentary
52	Take up of school lunches (Primary)	43.9	No targets set	-	-	Data expected to be published by Schools Food Trust July 2010.
52	Take up of school lunches (Secondary)	46.9	No targets set	-	-	Data expected to be published by Schools Food Trust July 2010.
57	Children and young people's participation in high-quality PE and sport	73.0	Change in calculation of indicator 2009-10 will set baseline.	87%		2008/09 data has been amended in light of the new indicator definition. Halton continues to perform well against national targets for participation in high-quality PE and sport.
69	Children who have experienced bullying (TellUs)	45.3	40	30.2		NB Data has been reweighted for 2008-09 in line with methodology used for 2009-10 and therefore the indicator value has changed. In addition the question used for this indicator has changed and will have impacted on the result.
76	Reduction in number of schools where fewer than 65% of pupils achieve level 4 or above in both English and Maths at KS2	2.0	2	3		3 schools did not attain 55%+ combined level 4+ English and maths
78	Reduction in number of schools where fewer than 30% of pupils achieve 5 or more A*- C grades at GCSE and equivalent including GCSEs in English and Maths	1.0	1	1		1 school did not attain more than 30%. This school is currently being supported through the National Challenge programme. Based upon most recent assessment data, this school is predicted to attain in excess of 30% in 2010.





NI	Description	2008-09 Actual	2009-10 Target	Quarter 4 Year-end	Progress	Commentary
81	Inequality gap in the achievement of a Level 3 qualification by the age of 19	19.0	18			Halton has been RAG rated green in the most recent Progress Check indicator. The achievement gap has closed from 25.3%, 19yo at end of 2006/2007 to 19.4%, 19yo at end of 2007/2008.
82	Inequality gap in the achievement of a Level 2 qualification by the age of 19	48.0	49			As part of the 14-19 Progress Check, Halton was RAG rated "AMBER / GREEN" in June 2009 for this indicator and was placed in the in the 'Significant Improvement' category. This was due to the increase from 40% to 48% from 2007 to 2008. Halton is closing the gap on its statistical neighbours (stats neigh increase from 2007 - 2008 was 3%). With anticipated increases in NI 079 it is expected that this indicator will also show improvement. – Apr'10 – info not available until late April
84	Achievement of 2 or more A*– C grades in Science GCSEs or equivalent	56.3	54			Awaiting expected August 2010.
85	Post-16 participation in physical sciences (A Level Physics)	22	30	16		Figures are reported annually and represents the number of pupils taking examinations in the subjects outlined. The targets require re
85	Post-16 participation in physical sciences (A Level Chemistry)	31	50	19		Figures are reported annually and represents the number of pupils taking examinations in the subjects outlined. The targets require re
85	Post-16 participation in physical sciences (A Level Maths)	33	50	26		Figures are reported annually and represents the number of pupils taking examinations in the subjects outlined. The targets require re

NI	Description	2008-09 Actual	2009-10 Target	Quarter 4 Year-end	Progress	Commentary
89	Reduction of number of schools judged as requiring special measures and improvement in time taken to come out of the category	1.0	1	1	<input checked="" type="checkbox"/>	Weston Primary has now been removed from Special Measures (23 months in category). 1 primary school, Farnworth CE, remains in Special Measures. The most recent monitoring inspection indicated satisfactory progress since inspection and previous monitoring visits.
90	Take up of 14-19 learning diplomas		Awaiting data publication to set baseline prior to setting targets			Diploma numbers have risen accordingly as Halton has increased the number of diploma courses offered within the borough. In 2008/09 Halton had 25 learners from 3 Secondary Schools studying the Construction & Built Environment Diploma - 13 at Level 2 and 12 at Level 1. In September 2009 85 learners started Diploma courses across level 1 and 2 following diploma lines in 'Creative & Media', 'Business, Administration & Finance', 'Information Technology' and 'Society, Health & Development

NI	Description	2008-09 Actual	2009-10 Target	Quarter 4 Year-end	Progress	Commentary
91	Participation of 17 year-olds in education or training	73.0	80			<p>The breakdown for the 70% EET is made up from;</p> <ul style="list-style-type: none"> • Maintained Schools 10%, • Sixth Form College 8%, • Further Education 37%, • WBL 11%, • Part-time education 4%. <p>Continual local monitoring of this indicator is complied by Greater Merseyside Connexions Partnership. Statistics for February 2010 reveal that 86.15% of the Halton 17 year old cohort are 'in learning', a 7.29% increase upon the same period last year (78.86% in Feb 2009). The Halton NEET Strategy group has commissioned numerous events and campaigns aimed at reducing the number of learners who take-up provision for one year only to drop out at 17. Riverside College has also run targeted campaigns to reduce drop-out from courses at age 17. A recent OFSTED inspection at Riverside College has found that in-year retention rates have improved significantly on all courses at all levels.</p> <p>Note: Connexions do not report the 'exact' same definition for this indicator, though local intelligence shows an improvement.</p>
102	Achievement gap between pupils eligible for free school meals and their peers achieving the expected level at Key Stage 2	17.1	No targets set as not included in statutory	-		

NI	Description	2008-09 Actual	2009-10 Target	Quarter 4 Year-end	Progress	Commentary
102	Achievement gap between pupils eligible for free school meals and their peers achieving the expected level at Key Stage 4	31.0	target setting at the time	26.5%		Gap reduced to 26.5% in 2009. All schools engaged with LA to further narrow this gap.
103	Special Educational Needs – statements issued within 26 weeks (excluding exceptions)	100.0	100	100		2 statements issued during Quarter 4 without exceptions within the 26 weeks statutory timescale
103	Special Educational Needs – statements issued within 26 weeks (including exceptions)	100.0	100	100		3 statements issued during Quarter 4. All were within the 26 weeks statutory timescale. 2 without exceptions and 1 with.
106	Young people from low income backgrounds progressing to higher education	21.0	20	-		Awaiting data.
107	Key Stage 2 attainment for Black and minority ethnic groups (White)	76.5	No targets set as not included in statutory target setting as cohort is too small.	-		Awaiting data.
107	Key Stage 2 attainment for Black and minority ethnic groups (Mixed)	75.0		-		Awaiting data.
108	Key Stage 4 attainment for Black and minority ethnic groups (White)	49.0		-		Awaiting data.
108	Key Stage 4 attainment for Black and minority ethnic groups (Mixed)	70.0		-		Awaiting data.
108	Key Stage 4 attainment for Black and minority ethnic groups (Asian)	50.0		-		Awaiting data.
108	Key Stage 4 attainment for Black and minority ethnic groups (Black)	100.0		-		Awaiting data.




Objective Reference	Risk Control Measures	Progress	Commentary
ULS 1	Vulnerable children to be supported in mainstream education to give them the best opportunities to achieve.		New structure for Learning and Achievement includes a lead for Cross Phase Support and Intervention. Part of the remit of this position is in collaboration with other colleagues and agencies to research and investigate support to all vulnerable groups and to establish systems appropriate to meet the needs of Halton children.
	Good practice from the Education Support Services for Children in Care to be rolled out to other Vulnerable Groups.		This will be incorporated into the research and investigation as set out in previous point. Appointment of 2 part time Education Support Workers is in it's final stages, with 1 more vacancy to be filled. The remit of these posts will be discussed with the DM for CIC once the team is fully in place and practice is embedded.
	Children in Care to be rolled out to other Vulnerable Groups. Improved tracking of vulnerable children and early identification of those at risk of underperformance.		New structure for Learning and Achievement includes a lead for Cross Phase Support and Intervention. Work with Data and Performance team to be undertaken to review data monitoring and tracking systems.
ULS 2	Communication Language and Literacy Development (CLDD) project rolled out in an increasing number of settings to ensure consistency and drive up standards.		There are currently 15 targeted schools involved in the programme. We are hoping to go universal in the autumn term. This will include all schools having a CLLD lead, access to termly training and universal training re Letters and Sounds and early literacy.
	Implementation of the Early Years Outcome Duty to provide a consistent framework		The Early Years Outcome Duty Steering group is an established team who have collaborated on a comprehensive action plan to support the achievement of Halton's statutory Early Years Outcomes duty targets. As a result there is shared accountability for quality assurance across all EYFS settings and the group continues to meet to review impact on a termly basis. Criteria for success currently being reviewed and refined with the September 2010 – August 2011 action plan due to be completed by June 2010.

Objective Reference	Risk Control Measures	Progress	Commentary
	Development of quality assurance systems to evaluate quality of provision		A policy for support and intervention for EYFS settings has now been completed and outlines the quality assurance criteria to support the 'categorisation' of settings. The Strategy has been developed with the support of a steering that includes practitioners. The quality indicators will be trialled in the Summer term and this information will be used to inform the deployment of support and intervention across private, voluntary and maintained settings. An official 'launch' is due to take place in June.
ULS 5	Piloting demand lead commissioning of post-16 provision		The 14-19 partnership and Halton Borough Council (HBC) executive board have agreed to a Collegiate framework to deliver the 14-19 reforms however a series of complex scenarios have arisen since the announcement of the reforms which have delayed the mapping exercise. The action remains to develop a collaborative curriculum model through Collegiate working based upon a planning assumption of the broader range of future post 16 provision for a 14-19 commissioning statement by July 10.
	Roll out of specialist diplomas		Diploma numbers have risen accordingly as Halton has increased the number of diploma courses offered within the borough. In 2008/09 Halton had 25 learners from 3 Secondary Schools studying the Construction & Built Environment Diploma - 13 at Level 2 and 12 at Level 1. In September 2009 85 learners started Diploma courses across level 1 and 2 following diploma lines in 'Creative & Media', 'Business, Administration & Finance', 'Information Technology' and 'Society, Health & Development
	Mapping the range of post-16 provision in Halton		The 14-19 partnership and Halton Borough Council (HBC) executive board have agreed to a Collegiate framework to deliver the 14-19 reforms however a series of complex scenarios have arisen since the announcement of the reforms which have delayed the mapping exercise.

HIGH Priority Actions	Target (Resp. Officer)	Progress (Traffic lights)*	Commentary
Ensure staff participate in a programme of Equality and Diversity training	Mar 2010 OD Universal & Learning Services and all DM's	<input checked="" type="checkbox"/>	Rolling programme of attendance at training by DMs.
Participate in programme of Equality Impact assessments on all Strategy, Policy, and Service Areas	Mar 2010 OD Universal & Learning Services and all DM's	<input checked="" type="checkbox"/>	Included within reporting arrangements.
Embed a system of stakeholder engagement, participation and consultation in all aspects of Service Delivery	Mar 2010 OD Universal & Learning Services and all DM's	<input checked="" type="checkbox"/>	Through Children's Trust.

Financial statement to be inserted.

Application of RAG symbols:

	<u>Objective</u>	<u>Performance Indicator</u>
<u>Green</u>	 Indicates that the milestone/objective <u>will</u> be achieved within the identified timeframe.	Indicates that the annual target <u>will</u> , or has, been achieved or exceeded.
<u>Amber</u>	 Indicates that at this stage it is <u>uncertain</u> as to whether the milestone/objective will be achieved within the identified timeframe.	Indicates that at this stage it is either <u>uncertain</u> as to whether the annual target will be achieved.
<u>Red</u>	 Indicates that the milestone/objective <u>will not</u> , or has not, been achieved within the identified timeframe.	Indicates that the annual target <u>will not</u> , or has not, been achieved.

QUARTERLY MONITORING REPORT

DIRECTORATE: Children & Young People
SERVICE: Preventative Services
PERIOD: Quarter 4 to Year-end 31st March 2010

1.0 INTRODUCTION

This quarterly monitoring report covers the Preventative Services Department fourth quarter period up to 31st March 2010. It describes key developments and progress against all objectives and performance indicators for the service.

Given that there are a considerable number of year-end transactions still to take place a Financial Statement for the period has not been included within this report in order to avoid providing information that would be subject to further change and amendment. The final 2009 / 10 financial statements for the Department will be prepared and made available via the Council's Intranet once the Council's year-end accounts have been finalised. A notice will be provided within the Members' Weekly Bulletin as soon as they are available.

The way in which symbols have been used to reflect progress to date is explained within Appendix 7.

2.0 KEY DEVELOPMENTS

2.1 Teenage Pregnancy

The latest local and national figures (ONS) show a significant reduction in the number of teenage pregnancies in Halton of 25.9%. We have worked closely with the National Support Team from Central Government to implement the most effective evidence of good practice to tackle this issue and we have recently extended provision to a full range and choice of sexual health information, advice and services.

2.2 Substance Misuse

Halton has submitted its Treatment Plan for 2010/11 and received the following feedback: The NTA North West strongly feel your plan is truly fit for purpose to guide the specialist substance misuse treatment system, within the wider approach of the Children and Young Peoples arrangements, for the year ahead, with Halton remaining one of our regional best examples of a successful and inclusive system.

2.3 Children's Centres

Windmill Hill Children's Centre was given Full Core Offer approval,

following a visit from Together for Children in January. This now means that 100% of Halton's Children's Centres are meeting the requirements of Full Core Offer which includes early education, childcare, play and learning, support for childminders, health and Jobcentre plus services. Outreach and family support and support for disabled children.

DCSF has approved Halton's reduction in main Children's Centres from 12 to 8 to ensure future sustainability of services; the main sites are Ditton, Brookvale, Halton Lodge, Halton Brook, Kingsway, Warrington Road, Upton and Windmill Hill.

3.0 EMERGING ISSUES

3.1 Teenage Pregnancy

The under 18-conception rate nationally is now 13.3% lower than in 1998. While behind the target to halve the teenage pregnancy rate by 2010, conceptions and births are at their lowest level for over 20 years. During the life of the strategy, information, advice and support for children and young people, to help them stay safe and healthy and understand the importance of relationships, has improved significantly. Young people also have better access to contraception, when they reach the point at which they begin to have sex. The international evidence – base for the Strategy shows that the two measures for which there is the strongest evidence of impact on teenage pregnancy rates are comprehensive information advice and support-from parents, schools and other professionals-combined with accessible, young people – friendly sexual and reproductive health (SRE)

Sex and Relationship Education (SRE) in schools and post- 16 learning remains patchy. And the wider children's workforce is not routinely equipped to talk to young people about their relationships and their sexual health. The aims continue to be to place understanding of sex firmly in the context of loving relationships and to stay healthy when they become sexually active.

3.2 Substance Misuse

Under 18s substance misuse services are now dominated by alcohol, cannabis, cocaine and ecstasy (ACCERS) in most of the UK. The 2008 Drug Strategy encouraged a more recovery focused treatment systems, aimed at getting drug and alcohol users back into education, employment and training. The profile of drug and alcohol users in Halton is consistent with the rest of the UK, with alcohol and cannabis being the drugs used most by young people. The Tell us survey 2009 told us percentage of young people reporting drug use in Halton is 1% higher than our statistical neighbours. Further work is required focussed through the Children and Young People's Plan to reduce the number of Halton's Young People involved in substance misuse.

4.0 PROGRESS AGAINST OBJECTIVES / MILESTONES

Total	27		26		0		1
--------------	-----------	---	-----------	---	----------	---	----------

For further details, please refer to Appendix 1.

5.0 SERVICE REVIEW

No issues to report this period

6.0 PROGRESS AGAINST KEY PERFORMANCE INDICATORS

Total	3		2		0		1
--------------	----------	---	----------	---	----------	---	----------

For further details, please refer to Appendix 2.

6.1 PROGRESS AGAINST OTHER PERFORMANCE INDICATORS

Total	9		2		0		7
--------------	----------	---	----------	---	----------	---	----------

For further details, please refer to Appendix 3.

7.0 RISK CONTROL MEASURES

During the production of the 2009-12 Service Plan, the service was required to undertake a risk assessment of all Key Service Objectives.

Where a Key Service Objective has been assessed and found to have associated 'High' risk, progress against the application of risk treatment measures is to be monitored, and reported in the quarterly monitoring report in quarters 2 and 4.

For further details please refer to appendix 4.

8.0 PROGRESS AGAINST HIGH PRIORITY EQUALITY ACTIONS

During 2008/09 the service was required to undertake an Equality Impact Assessment. Progress against actions identified through that assessment, with associated High priority are to be reported in the quarterly monitoring report in quarters 2 and 4.




For further details please refer to appendix 5.

9.0 DATA QUALITY

The author provides assurance that the information contained within this report is accurate and valid and that every effort has been made to avoid the omission of data. Where data has been estimated, has been sourced directly from partner or other agencies, or where there are any concerns regarding the limitations of its use this has been clearly annotated.


10.0 APPENDICES

Appendix 1- Progress against Objectives/ Milestones
Appendix 2- Progress against Key Performance Indicators
Appendix 3- Progress against Other Performance Indicators
Appendix 4- Progress against Risk Control Measures
Appendix 5- Progress against High Priority Equality Actions
Appendix 6- Financial Statement
Appendix 7- Explanation of traffic light symbols





Service Plan Ref.	Objective	2009/10 Milestone	Progress to date	Commentary
PS 1	To strengthen early intervention processes to address needs of children and families	Review and evaluate the findings of the multi-agency Locality Working pilot by October 2010		The review was completed by April 2010. This is being used to inform roll out of wider Localities (Team around the Family work).
		Implement strategy for Locality Working from January 2010		The full roll out of locality working commenced in April 2010 in line with the new council structure working on the findings from the locality pilot. This is in line with the promise made in the Children and Young People's Plan to roll out locality working from April 2010.
		Establish early intervention pathways across children 0 – 5, school age, and 13 –19 outside of schools settings by March 2010		Pathways have been developed in line with the key recommendations of the CAF review and form part of the establishment of the Team Around the Family (locality teams). The roll out commenced in April 2010 once staff were appointed in post in line with the Efficiency Review.


Service Plan Ref.	Objective	2009/10 Milestone	Progress to date	Commentary
PS 2	To improve young people's sexual health	Implement strategy to deliver a broader range of community based SRE services to young people by March 2010	<input checked="" type="checkbox"/>	<p>A range of health services for young people, including sexual health, have been developed and these have been made more accessible.</p> <p>This includes outreach services available in locations where young people want them, such as community and educational venues, and at times appropriate to them, i.e. evenings and weekends.</p> <p>Raised awareness of the negative effects alcohol and drugs have on positive sexual health</p> <p>Encouraged parents and carers to talk with their children about relationships, sex and sexuality.</p> <p>Offered sexual health awareness training to workers in community and health and social care settings.</p>





Service Plan Ref.	Objective	2009/10 Milestone	Progress to date	Commentary
		Implement quality standards at Key Stage 3 for SRE as recommended by the Teenage Pregnancy Unit by March 2010	<input checked="" type="checkbox"/>	<p>Key Stage 3 SRE GONW pilot evaluation completed by John Moores University 20th October and disseminated across the North West. Further evaluation to be undertaken by John Moores University.</p> <p>Date for the roll out of the resource by GONW put on hold whilst awaiting the DCFS publication of SRE guidance for schools. Halton has been involved in the piloting and the development of the resource.</p>






Service Plan Ref.	Objective	2009/10 Milestone	Progress to date	Commentary
		<p>Deliver a range of teenage drop-in centres in hotspot wards addressing sexual health, alcohol misuse, and emotional health and well being by March 2010</p>	<p></p>	<p>We have ensured family planning clinics. Drop ins and one stop shops are open during times when young people can access them. We have improved Improve availability and accessibility of sexual health and contraceptive services to young people in Halton</p> <p>We are also continuing to Implement the development of Teen Drop Ins across all high schools and community settings</p> <p>The VRMZ outreach bus is now operational and is providing information, advice and guidance to young people on positive sexual health.</p>


Service Plan Ref.	Objective	2009/10 Milestone	Progress to date	Commentary
PS 3	To reduce NEET and improve the employability of our young people	Implement Working Neighbourhoods Fund apprenticeship scheme by March 2010	<input checked="" type="checkbox"/>	WNF Apprentice programme has been in operation from April 2009 and has been further extended for 2010/11. The working neighbourhood apprenticeship programme was implemented in April 2009 and is being managed by Halton People into jobs. All 100 places have been obtained and further funding to expand the programme through 2010/11 is being sought.
		Secure the effective and efficient commissioning of 'connexions services' and Halton Youth Service by October 2009	<input checked="" type="checkbox"/>	Greater Merseyside Connexions Partnership has been commissioned to deliver the Connexions Service across the Liverpool City Region (including Halton)
		Establish a directory of positive activities for young people by September 2009	<input checked="" type="checkbox"/>	The Halton4teenz website (www.halton4teenz.com) has recently been established and is publishing a range of positive activities for 13-19 year olds, with information provided by the Youth Service, Libraries, Sports agencies, and many statutory and voluntary organisations.

Service Plan Ref.	Objective	2009/10 Milestone	Progress to date	Commentary
		Embed access to targeted youth support by March 2010		Targeted Youth Support activities are in place in order to ensure equality of access based on specific need.
		Undertake a locality pilot with targeted interventions for young people who are NEET or at risk of becoming NEET		A Connexions PA was successfully linked to the locality pilot to work in an integrated way with NEET young people in that locality – this will be taken forward as an approach via locality working currently being developed by the LA.
		Establish a system to ensure targeted interventions are in place for young people at risk of NEET by March 2010		The NEET Strategy and Action plan are in place and an at risk matrix for early identification of young people at risk of becoming NEET is being developed.
PS 4	To reduce alcohol and substance misuse	Using the range of information / data available compile and complete alcohol needs analysis / ACCE profile by March 2010		Needs analysis in progress, with findings to be presented in May 2010

Service Plan Ref.	Objective	2009/10 Milestone	Progress to date	Commentary
		Develop relevant and accessible information for young people on drugs and alcohol, their effects and support services across Halton by March 2010		<p>Through the revised Children and Young People Plan we have developed Service Delivery Partnership. These are multi agency partnerships tasked with delivering real improvements to outcomes across a number of our priority areas of which young people's substance misuse is one. By joining up our approaches in this manner we will be better equipped to target resources to identified hotspots.</p> <p>The VRMZ mobile outreach bus is now operational and engaging with young people in 'hotspot' areas, who currently do not access services. A wide range of provision is being delivered from this mobile service including a range of drug and alcohol interventions.</p>

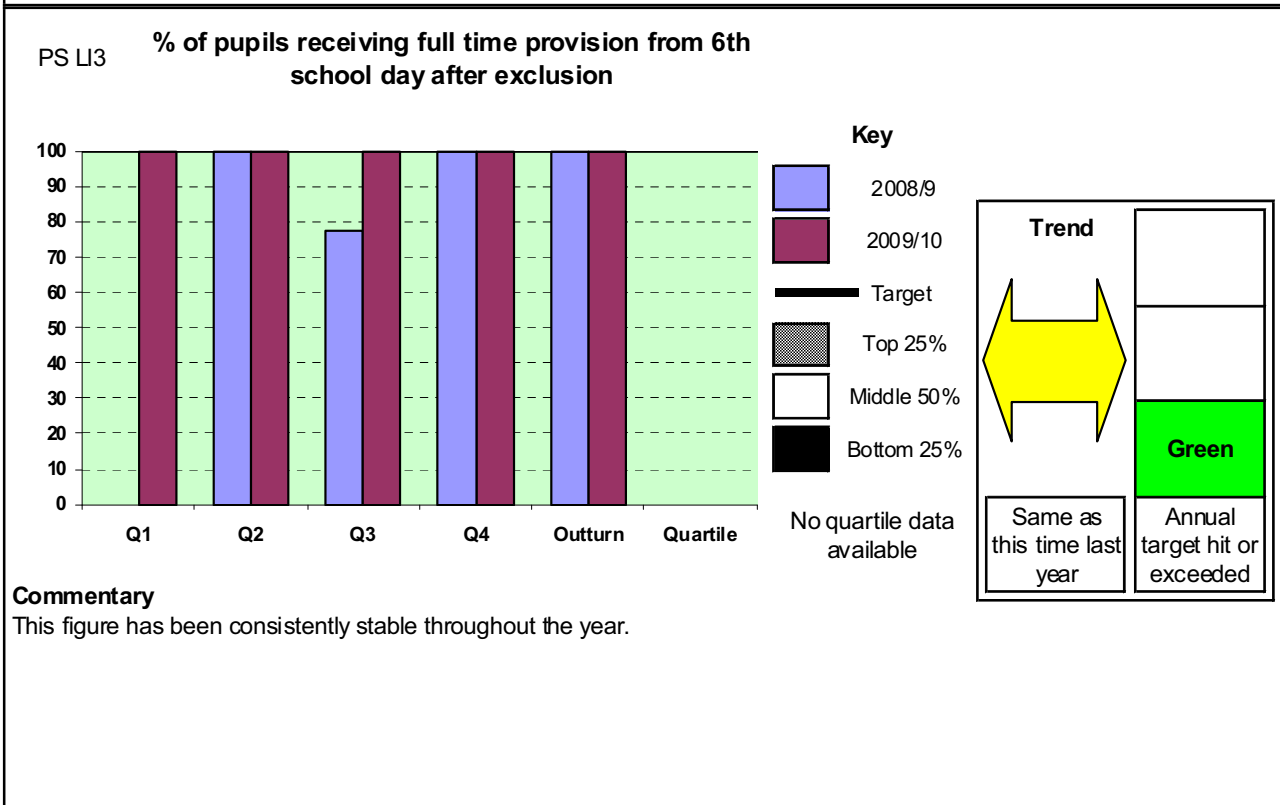
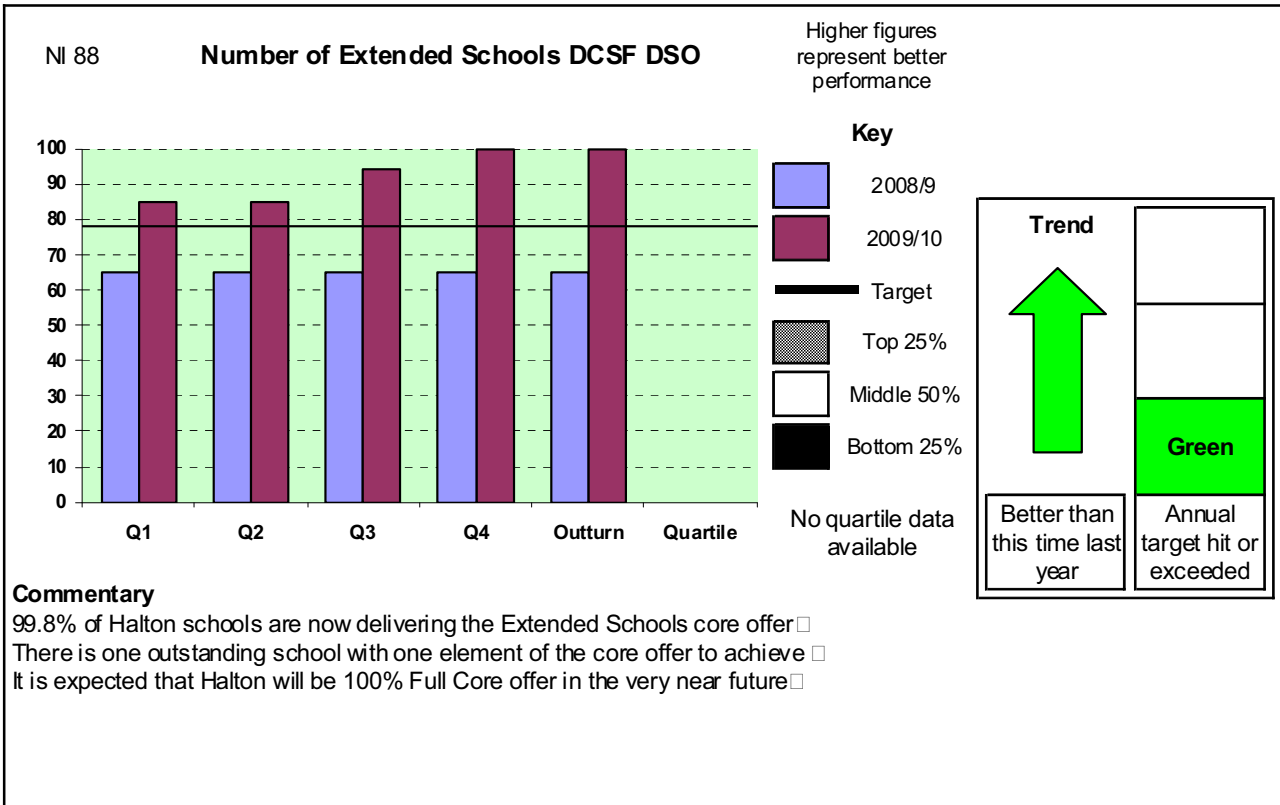
Service Plan Ref.	Objective	2009/10 Milestone	Progress to date	Commentary
		Further development of referral and screening protocols using CAF across universal, targeted prevention and specialist treatment services, especially as part of development of Integrated Youth Support Services by March 2010		Specialist treatment services are currently under review to ensure they are fit for purpose. Training is being offered to staff in Intergrated Youth Support Services a level 3 drug and alcohol course linked to the national drug and alcohol national occupational standards.
PS 5	To improve levels of school attendance for all children	Develop a multi-agency intervention plan for each child identified in persistent absent cohort by September 2009 to improve their attendance and reduce their risk of becoming NEET		The plan was in place by September 2009 in line with the target.
		Make available support, appropriate to need, to all schools to assist them to meet their published attendance target set out in an SLA by September 2009		Support is being provided via individual service level agreements with schools.
		Ensure that procedures and processes are in place to meet legislative and guidance requirements around Children Missing from Education by April 2009		There is a constant monitoring of the Children's database and children who don't appear in schools are followed up as are leavers who don't appear in other schools

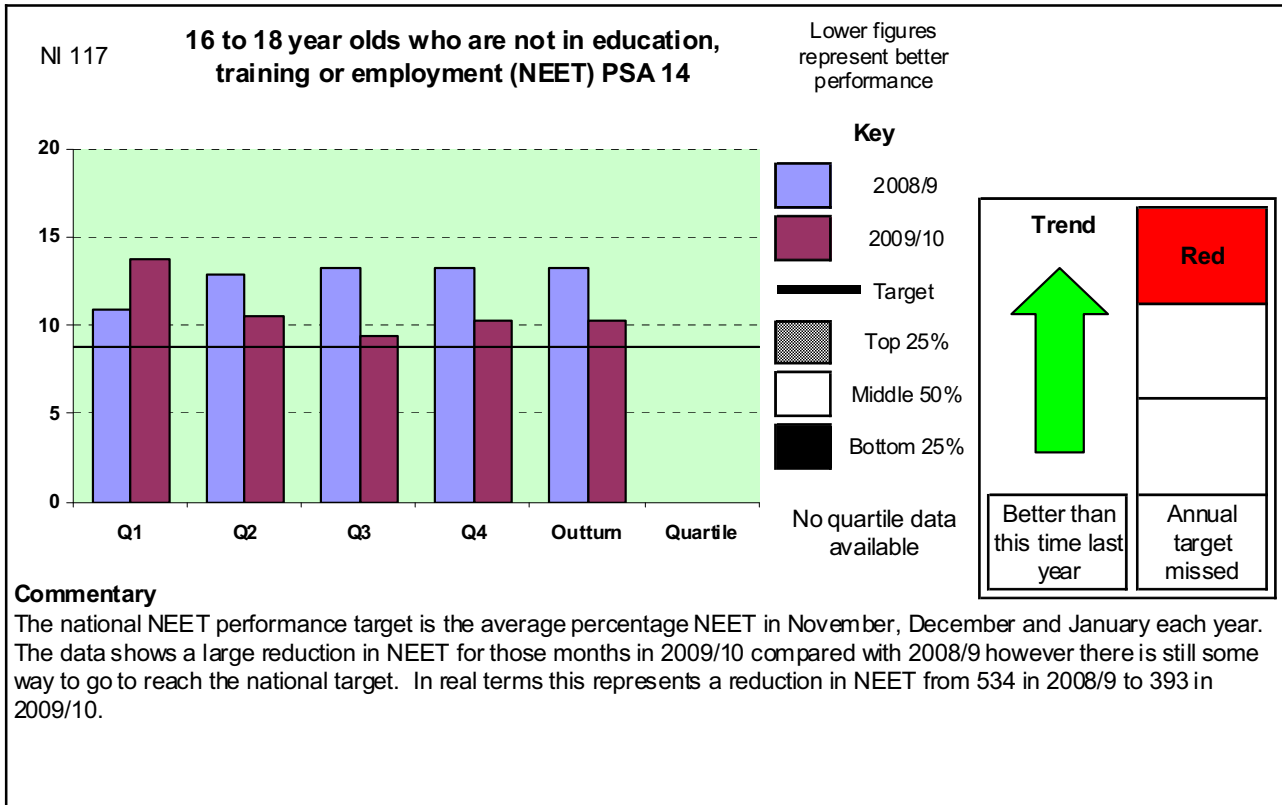
Service Plan Ref.	Objective	2009/10 Milestone	Progress to date	Commentary
		Provide targeted interventions from Educational Welfare Service to further improve the attendance of children who are in need of safeguarding by March 2010		A central attendance register is maintained for all children with safeguarding plans
PS 6	To improve behaviour in schools for all children	Develop the LA monitoring and quality assurance in respect of all alternative provision commissioned for Halton Young People by September 2009		A process of observation of lesson quality in alternative providers has commenced
		To review and embed alternatives to exclusion through the KS3 outreach service and KS4 gateway by September 2009		A wide range of alternative placements are accessible to schools via the two PRU's (short stay schools as they are now called nationally)
		To rationalise services for young people with medical/mental health issues within the Pupil Referral Unit (PRU) structure by September 2009		This is now centralised and delivered via the Bridge (Short Stay School)
PS 7	To Reduce Health Inequalities for all Children and Young People	Local reporting system is developed to provide an accurate benchmark to monitor the joint PCT and Children's Centres targets for breastfeeding, teenage pregnancy & childhood obesity by Sept 2009		The PCT provides quarterly data nationally on breastfeeding at 6-8 weeks. The multi-agency breastfeeding steering group meets quarterly to monitor progress and to secure improvements in breastfeeding rates across Halton & St.Helens



Service Plan Ref.	Objective	2009/10 Milestone	Progress to date	Commentary
		<p>PCT in partnership with Preventative Services review access to services and activities to secure improvements in breastfeeding rates by March 2010</p>	<p></p>	<p>Progress against the breastfeeding action plan has continued with 49 premises receiving the baby welcome award and peer support groups are operating in children's centres. Support is available to women through maternity support workers and community parents at King's Cross have been trained to provide peer support. Breastfeeding rates have increased in Halton over the past 12 months(awaiting Q4 final figures); the target for 2010-11 is to secure further increase to 23%.</p> <p>The Breastfeeding Steering Group has produced an Action Plan for 2010-11.</p>




Service Plan Ref.	Objective	2009/10 Milestone	Progress to date	Commentary
		PCT in partnership with Preventative Services secure the roll-out of support services for addressing childhood obesity via children's centres and schools by March 2010	<input checked="" type="checkbox"/>	<p>Extended schools programme to be expanded. Specialist weight management services for morbidly obesity children to be expanded. The Obesity Partnership Commissioning Group has oversight and have now produced a forward plan for 2010-11 with key actions and targets. The new service for teenagers provided by Weight Management Centre commences in April 2010. The early years service was delayed as the contract was not awarded to any provider. A range of preventative activities in schools and Children's Centres will continue to be provided; key strands include Halton Healthy Schools and Halton Healthy Early Years Status (HHEYS).</p>
		Establish measures to monitor the improved access and participation in children's centre services from Sept 2009.	<input checked="" type="checkbox"/>	Data systems in place


Service Plan Ref.	Objective	2009/10 Milestone	Progress to date	Commentary
		Establish performance management frameworks for children's centres in accordance with developing government guidance by March 2010	<input checked="" type="checkbox"/>	Self Evaluation Forms and Business Plans in place for all centres. Advisory Boards were delayed due to Efficiency Review. Dates have now been set for 2010-11.








Ref	Description	Actual 2008/9	Target 09/10	Quarter 4 Year-end	Progress	Commentary
Fair Access						
NI 118	Take up of formal childcare by low income working families	21.39 (2007/08 data)	TBA	Not available	-	The most recent 2007-08 figure available is 21.39%. This will serve as a useful benchmark for target setting. Further data not yet available.
NI 110	Young peoples participation in positive activities	67.8%	69%	62.5%		The Tell Us 4 survey shows 62.5% down -4.1 points on Tell Us 3 new weightings. Although the percentage for England for same Indicator is 65.8% down 2.4 points.
NI 116	Proportion of children in poverty	Awaiting DWP figures	25.2%	-	-	New indicator calculation expected from DWP. Information provided by GONW indicates that proportion of children in families in receipt of out of work benefits is being used as a proxy. Halton have set a target of narrowing the gap between Halton and NW average to 4.6% with the GONW for this indicator.
Service Delivery						
NI 53	Prevalence of breastfeeding at 6-8 weeks from birth	14.1%	21%	19.26%		Breastfeeding is recommended for a period of 6 months. Performance data is measured at birth and at 6 weeks although local information is available for interim stages. The proportion of mothers breastfeeding has increased year on year in both boroughs and over the last year has stabilized at around 48%.






Ref	Description	Actual 2008/9	Target 09/10	Quarter 4 Year-end	Progress	Commentary
NI 56	Obesity among primary age children in Year 6	21.4%	21.3%	22.4%		Children's heights and weights are collected annually by the PCT. PCT data is submitted to a national database which then produces verified results for the PCT only. Borough percentages are calculated locally. Provisional data for 2008/09 indicates a 1% increase in the prevalence of obesity amongst Year 6 age children. Figures currently stand at 22.4% compared to 21.4% in 2007/08.
NI 86	Secondary Schools judged as having good or outstanding standards of behaviour	87.5%	87.5%	71.4%		This indicator is measured annually with the position at the end of December 2009 with the schools latest position prior to the reporting date. Halton should be reported as 75% if St Chad's had not changed its denomination and was not removed from the cohort of schools. School Improvement Partners continue to work with schools around all aspects covered by inspections.
NI 87	Secondary school persistent absence rate	6.4%	6.5%	Data not available	-	Data published a year in arrears 2008/9 data not due until June 2010
NI 112	Under 18 conception rate	+49	-41	+12		Although this is provisional data. Latest local and national figures (ONS) show a significant reduction in the number of teenage pregnancies in Halton of 25%Provisional




Ref	Description	Actual 2008/9	Target 09/10	Quarter 4 Year-end	Progress	Commentary
NI 113	<p>Under 25 Chlamydia rate</p> <p>Part 1 - % of population 15 – 24 screened Chlamydia</p> <p>Part 2 - % of population 15 – 24 newly diagnosed with Chlamydia</p>	<p>TBA</p> <p>Introduced 2009/10</p>	<p>TBA</p> <p>TBA</p>	<p>23.5%</p> <p>7.6%</p>	<p>-</p> <p>-</p>	<p>Part 1 Up until the end of March unofficial figures show that 23.5% of young people 15-24 had been screened for Chlamydia. This data does not include people from Halton who have been screened in other areas or services that are not directly linked to the screening programme.</p> <p>Part 2 Unofficial figures to December show a positivity of 7.4% amongst those who have been screened, however official figures for the PCT show positivity as slightly higher at 8%. Whilst we have seen positivity reduce since the beginning of the programme from over 10% to between 7-8%, positivity has stabilised around this figure suggesting there is still a substantial level of Chlamydia in the population. The PCT positivity level is around the same as the rest of the North West but higher than the England level of 6.5% (quarter 3)</p>
NI 114	Rate of permanent exclusions from school (% of school population permanently excluded)	Awaiting DCSF figure	0.35%	Data not available	-	Data published a year in arrears 2008/9 data not due until June 2010
NI 115	Substance misuse by young people (TellUs survey - estimated % of young people in years 6, 8 and 10 who have used alcohol, and or drugs, in the last 4 weeks).	12.6%	11.8%	14%		Work on reducing substance misuse to be continued. Work is focussed through the Children and Young People's Plan and should be impacted by the Treatment plan.






Additional National Indicators:

The indicators below form part of the new National Indicator Set introduced on 1st April 2008. These indicators are subsidiary indicators to the main indicators monitored through the service plan. Where appropriate information will be provided as exception reports within the quarterly monitoring reports.

NI	Description	2008-09 Actual	2009-10 Target	Quarter 4	Progress	Commentary
55	Obesity in primary school age children in Reception	10.1	10	11.5		Children's heights and weights are collected annually by the PCT. PCT data is submitted to a national database which then produces verified results for the PCT only. Borough percentages are calculated locally. Interviews have been held for tendered children and adult obesity services and contracts have been awarded for teenage services and adult brief intervention services, however none of the companies interviewed succeeded in achieving the required standard for delivery of early years services.
109	Delivery of Sure Start Children's Centres	100%	100%	100%		DCSF has approved Halton's reduction in main Children's Centres from 12 to 8 to ensure future sustainability of services; the main sites are Ditton, Brookvale, Halton Lodge, Halton Brook, Kingsway, Warrington Road, Upton and Windmill Hill.
199	Children and young people's satisfaction with parks and play areas (TellUs)	39.5	40	50.1		Tell Us 4 Information shows a significant rise of 9.7 points on Tell Us 3 new weightings indicating a positive increase in children and young people's satisfaction with parks and play areas in Halton.

Objective Reference	Risk Control Measure	Progress	Commentary
PS 1	Locality integrated working pilot in place and will be evaluated to inform implementation of a locality model		Pilot complete and informing roll out of locality working
	Integrated working training provided for staff from all agencies to increase understanding of each others roles and the integration agenda		Information sharing, CAF in Practice, LP in Practice – delivered quarterly evaluation and feedback consistently high.
	Increasing use of integrated process such as CAF and Lead Professional		The localities pilot has allowed practitioners to access support in order to embed CAF and LP within their own agency policy and procedures. It has also resulted in a faster response for children/young people and their families.
PS 2	Use of Outcomes Based Accountability 'Turning the Curve' exercise.		Work is ongoing part of the transfer of responsibility to be identified following the efficiency programme.
	Establishing local systems for collating data to provide more update to date picture to inform planning.		A Data Sub-group has been established to co-ordinate all agencies that can provide local data. This includes the PCT, Connexions, Information Governance and representatives from HBC. The data sub-group will help to improve data sharing and address any gaps in local data. In addition to this the Tier 3 agreement has now been signed.




Objective Reference	Risk Control Measure	Progress	Commentary
	Targeting of support services at hotspot wards including teen drop in services		<p>The commissioning of Brook Advisory and the launch of V-RMZ is ensuring that hot spot wards are targeted.</p> <p>In partnership with Halton & St Helens PCT BROOK advisory service has been commissioned to offer a range of services targeting young people who require access to sexual health services. Brook will be operating across Halton in areas and times that meet the needs of individuals.</p> <p>VRMZ has continued to develop in Q4 and is operating through the weekend in hotspot areas. The outreach team are also working in partnership with the Fire and Rescue "On the street" team which is also a commission from CYPD.</p>
PS 3	Range of apprenticeships to be developed for young people by the authority and its partners		<p>The 14-19 partnership and Halton Borough Council (HBC) executive board have agreed to a Collegiate framework to deliver the 14-19 reforms however a series of complex scenarios have arisen since the announcement of the reforms which have delayed the mapping exercise.</p> <p>The action remains to develop a collaborative curriculum model through Collegiate working based upon a planning assumption of the broader range of future post 16 provision for a 14-19 commissioning statement by July 10.</p>
	Piloting demand lead commissioning of post-16 provision		<p>Diploma numbers have risen accordingly as Halton has increased the number of diploma courses offered within the borough. In 2008/09 Halton had 25 learners from 3 Secondary Schools studying the Construction & Built Environment Diploma - 13 at Level 2 and 12 at Level 1. In September 2009 85 learners started Diploma courses across level 1 and 2 following diploma lines in 'Creative & Media', 'Business, Administration & Finance', 'Information Technology' and 'Society, Health & Development</p>

Objective Reference	Risk Control Measure	Progress	Commentary
	Mapping the range of post-16 provision in Halton		The 14-19 partnership and Halton Borough Council (HBC) executive board have agreed to a Collegiate framework to deliver the 14-19 reforms however a series of complex scenarios have arisen since the announcement of the reforms which have delayed the mapping exercise.
	Monitor 'real' NEET performance based on residency rather than destination		Residency based figures established and a paper produced by Greater Merseyside Connexions this has been discussed with GONW and the Children's Trust Executive Board in March 2010.
PS 7	Alignment of service delivery through localities		Work is on-going as a result of the restructure.
	Establishing local systems for collating data to provide more update to date picture to inform planning		Work is on-going as part of the transfer of responsibility for post 16 provision from the LSC to HBC however the pilot is not yet in place.
	Joint Commissioning of Services in line with the Ambition for Health targets		Some examples of joint commissioning have taken place, for instance the recent commissioning of Brook to deliver sexual health services. Children's Trusts developments will enhance this activity. Efficiency review impacting on the full development of this area of work, however work ongoing to further develop joint commissioning.

HIGH Priority Actions	Target (Resp. Officer)	Progress (Traffic lights)	Commentary
Ensure staff participate in a programme of Equality and Diversity training	March 10 OD Preventative Services and all DM's	<input checked="" type="checkbox"/>	Rolling programme of attendance at training by DMs and for other staff through EDR process.
Participate in programme of Equality Impact assessments on all Strategy, Policy, and Service Areas	March 10 OD Preventative Services and all DM's	<input checked="" type="checkbox"/>	This has been Included within reporting arrangements.
Embed a system of stakeholder engagement, participation and consultation in all aspects of Service Delivery	March 10 OD Preventative Services and all DM's	<input checked="" type="checkbox"/>	Stakeholder engagement, consultation and participation is led through the Children's Trust.

Financial statement to be inserted.

Application of RAG symbols:

	<u>Objective</u>	<u>Performance Indicator</u>
<u>Green</u>	 Indicates that the milestone/objective <u>will</u> be achieved within the identified timeframe.	Indicates that the annual target <u>will</u> , or has, been achieved or exceeded.
<u>Amber</u>	 Indicates that at this stage it is <u>uncertain</u> as to whether the milestone/objective will be achieved within the identified timeframe.	Indicates that at this stage it is either <u>uncertain</u> as to whether the annual target will be achieved.
<u>Red</u>	 Indicates that the milestone/objective <u>will not</u> , or has not, been achieved within the identified timeframe.	Indicates that the annual target <u>will not</u> , or has not, been achieved.

QUARTERLY MONITORING REPORT

DIRECTORATE: Children & Young People

SERVICE: Business Support & Commissioning

PERIOD: Quarter 4 to Year-end 31st March 2010

1.0 INTRODUCTION

This quarterly monitoring report covers the Business Support & Commissioning Department fourth quarter period up to year-end 31st March 2010. It describes key developments and progress against all objectives and performance indicators for the service.

Given that there are a considerable number of year-end transactions still to take place a Financial Statement for the period has not been included within this report in order to avoid providing information that would be subject to further change and amendment. The final 2009 / 10 financial statements for the Department will be prepared and made available via the Council's Intranet once the Council's year-end accounts have been finalised. A notice will be provided within the Members' Weekly Bulletin as soon as they are available.

The way in which symbols have been used to reflect progress to date is explained within Appendix 6.

2.0 KEY DEVELOPMENTS

2.1 Children's Trust and HSCB Joint Frontline Event

On 11th February 2010 the Children's Trust and Halton Safeguarding Children Board held a joint event for frontline staff working within and alongside children's services across the borough. Two sessions were held to allow the maximum number of staff to attend. The aim of the event was to enable front line staff to engage directly with both Children's Trust and HSCB Members. Staff were updated on both current and future developments within Children's Services, and had opportunity to give their views about the issues they face in delivering services to children and families in Halton. The two sessions covered the Children's Trust priorities and structure, the relationship between the Children's Trust and the HSCB, joint commissioning and Common Assessment Framework review. Feedback from the event was extremely positive.

2.2 Workforce

As a result of Halton Children's Trust impressive response rate in relation to the One Children's Workforce Tool (OCWT) in the Summer of 2009 and the Integrated Working element in December 2009, the authority was nominated by the regional Children's Workforce Development Council (CWDC) to take part as a case study in a national evaluation of the tool.

Halton Children's Trust was 1 of only 6 nationally selected case study sites who had been asked to help assess the use, relevance and impact of the OCWT. In early March, 2 representatives of the University of the West of England undertook a series of 1 to 1's with key members of the Children's Trust, as well as observing a focus group in order to ascertain ideas, thoughts and concerns about the tool. The University will produce a written report covering all of the 6 selected case studies. This information will be available for use to national professional trainers and management developers in this respect Halton Children's Trust is influencing the national direction of a concept which is ultimately designed to create a world class children's workforce.

3.0 EMERGING ISSUES

3.1 School Organisation

The outcome of the statutory consultation on expanding The Heath A Specialist Technology College from 1050 to 1350 will be considered by Executive Board. If approved the expansion will take place once The Heath has been rebuilt. The Executive Board will also consider the proposals to re-organise the primary special unit provision. The proposed provision is designed to provide flexible provision within mainstream schools that allows pupils to spend as much time as possible learning alongside their peers, depending on their individual needs. The proposals provide a continuum of provision from mainstream through to special school provision for pupils with these needs. The new provision will include 14 places for pupils with Behaviour, emotional and social difficulties, 28 places for pupils with a diagnosis of Autistic Spectrum Disorder, 34 places for pupils with speech and language and communication difficulties, 10 places for pupils with severe learning difficulties and 6 places for pupils with hearing impairment and specific learning difficulties.

3.2 Childcare Sufficiency Assessment

The Local Authority is statutorily required under the Childcare Act 2006 to produce a Childcare Sufficiency Assessment, agree an action plan, and undertake market management of childcare providers. The Sufficiency Assessment will ensure that there are sufficient places within the childcare sector to enable parents to work, or undertake education or training leading to work. The 2010/11 assessment commenced in March 2010 and involves a wide range of stakeholders including the Family Information Service, Job Centre Plus, Health, Childcare Providers, Parents, Employers, Management Information and Research Services, Youth, Play and Extended Services, Services for Disabled Children, Businesses and Economy. A wide range of qualitative and quantitative data will be collected and will help to shape the future childcare provision within the borough. A final report will be published by 1st April 2011.

3.3 Children and Young People Plan Update

A review of Halton's Children and Young People's Plan is underway and will be completed by the end of June 2010. The review is being carried out in line with national guidance and will focus on providing an update on progress on delivering the Plan. This will include a performance update around the priorities using relevant data, identify the barriers that are impeding progress, outline the actions that will be taken in partnership to achieve the agreed priorities and by when and also include the views of children and young people. Although in terms of performance many of the indicators will remain the same until a new CYPP is in place in April 2011, some of the indicators currently in the Plan may be refined where it is possible, appropriate and beneficial in the interim.

3.4 Early Years Capital Grant


An element of the Early Years Capital Grant has been allocated to purchase a computer package for every childcare provider in Halton, provided they are registered on the Ofsted Early Years Register. This project will enable early years settings to complete the Ofsted Self Evaluation Form on-line. It will also ensure that settings have access to other advice and guidance such as the SEN Handbook (The Source) and Halton's Planning and Implementing Early Years Foundation Stage documents.

3.5 BSF

The second round of Competitive Dialogue commenced on 23rd February 2010. A range of meetings have been held on Partnering, Design, Legal, Finance and ICT. The Dialogue is due to finish in June 2010. The indicative key timetable for the programme is as follows:

Matter	Dates
Issuing of legal derogation tables	16 th April 2010
Issue of ITSFB	24 th May 2010
Close of Dialogue	4 th June 2010
Return of Final Bids	11 th June 2010
Clarification, specification and fine-tuning, commitments and evaluation of Final Bids	7 ^h June 2010 to 23 rd August 2010
Appointment of Selected Bidder	24 th August 2010
Road to Financial Close - Commitments and confirmation including Alcatel Standstill begins	25 th August 2010 to 6 th December 2010
Contract Award	7 th December 2010

4.0 PROGRESS AGAINST OBJECTIVES / MILESTONES




Total	16		12		0		4
--------------	-----------	---	-----------	---	----------	---	----------

For further details, please refer to Appendix 1.

5.0 SERVICE REVIEW

No issues to report

6.0 PROGRESS AGAINST KEY PERFORMANCE INDICATORS

Total	3		2		0		1
--------------	----------	---	----------	---	----------	---	----------

For further details, please refer to Appendix 2.

6.1 PROGRESS AGAINST OTHER PERFORMANCE INDICATORS

Total	6		5		0		1
--------------	----------	---	----------	---	----------	---	----------

For further details, please refer to Appendix 3.

7.0 RISK CONTROL MEASURES

During the production of the 2009-12 Service Plan, the service was required to undertake a risk assessment of all Key Service Objectives.

Where a Key Service Objective has been assessed and found to have associated 'High' risk, progress against the application of risk treatment measures is to be monitored, and reported in the quarterly monitoring report in quarters 2 and 4.

For further details please refer to appendix 4.

8.0 PROGRESS AGAINST HIGH PRIORITY EQUALITY ACTIONS

During 2008/09 the service was required to undertake an Equality Impact Assessment. Progress against actions identified through that assessment, with associated High priority are to be reported in the quarterly monitoring report in quarters 2 and 4.







No actions have been identified as high priority for the service.






9.0 DATA QUALITY






The author provides assurance that the information contained within this report is accurate and valid and that every effort has been made to avoid the omission of data. Where data has been estimated, has been sourced directly from partner or other agencies, or where there are any concerns regarding the limitations of its use this has been clearly annotated.

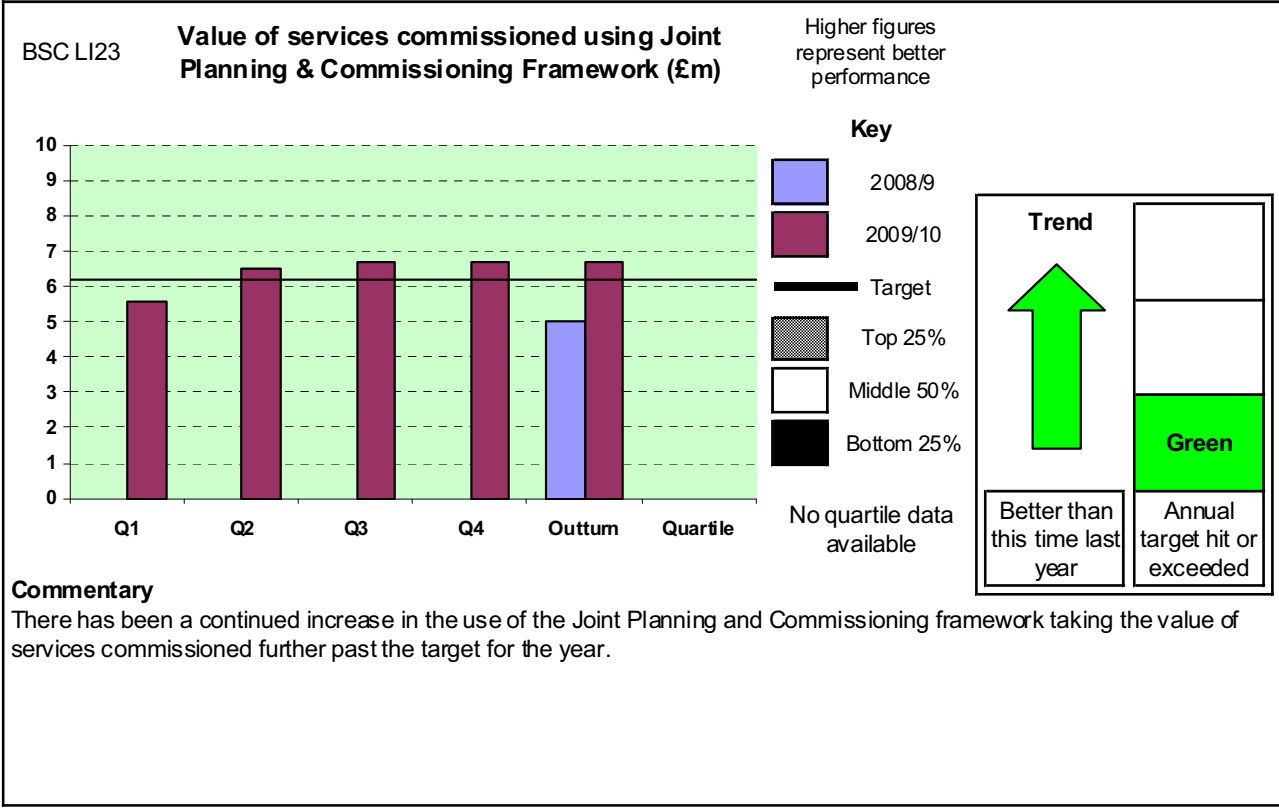
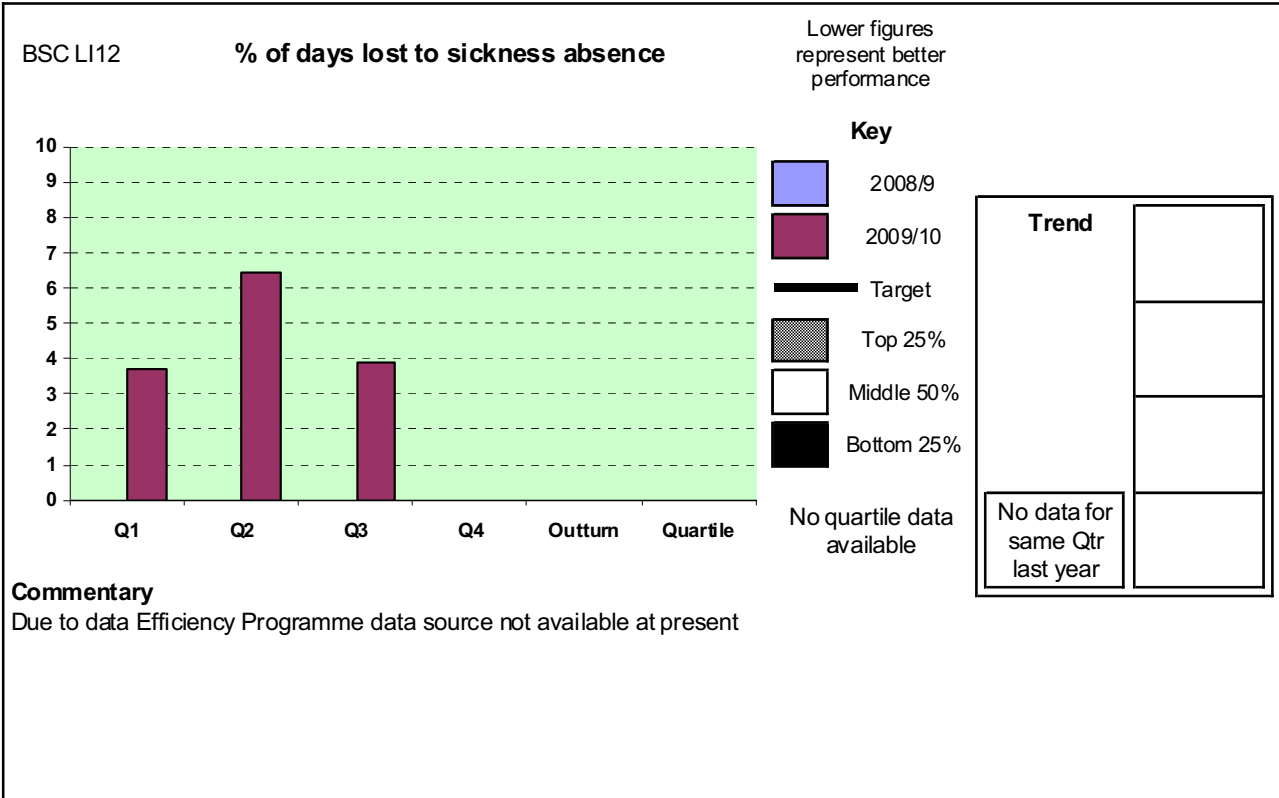
10.0 APPENDICES

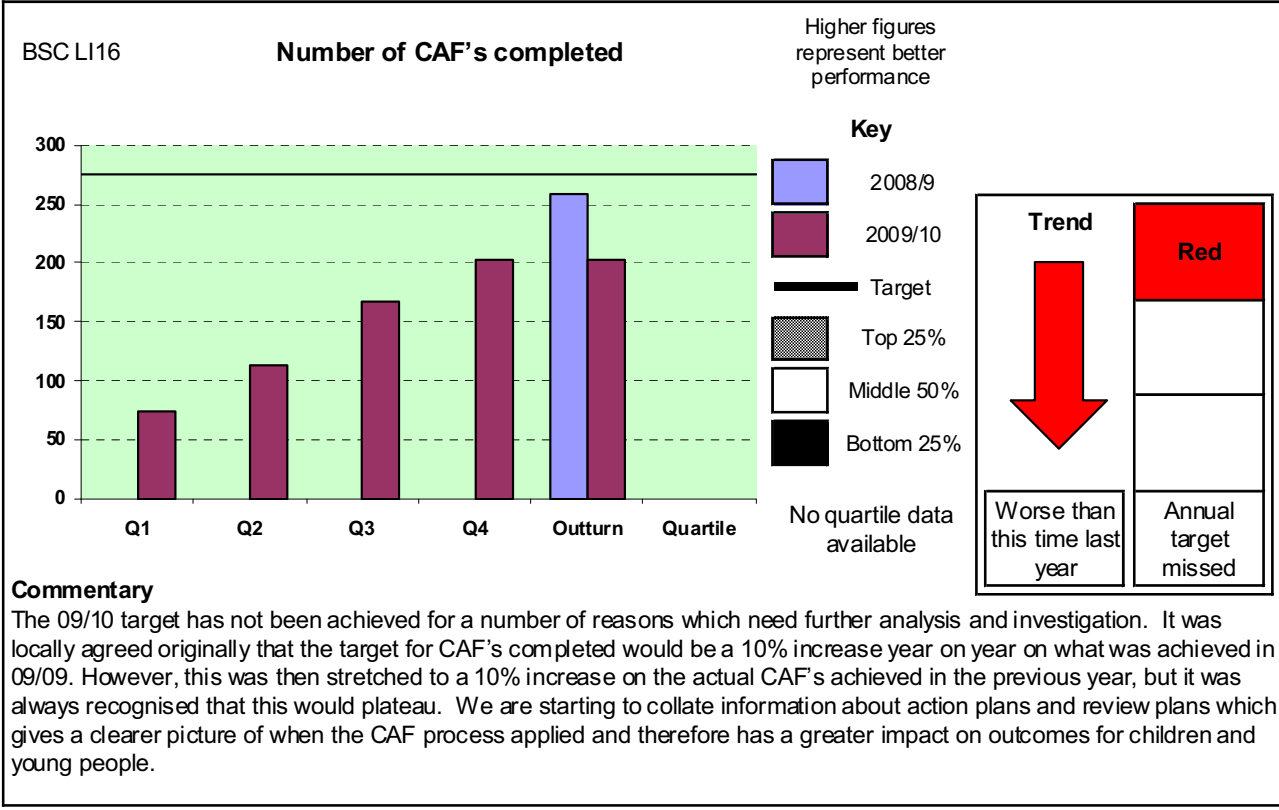
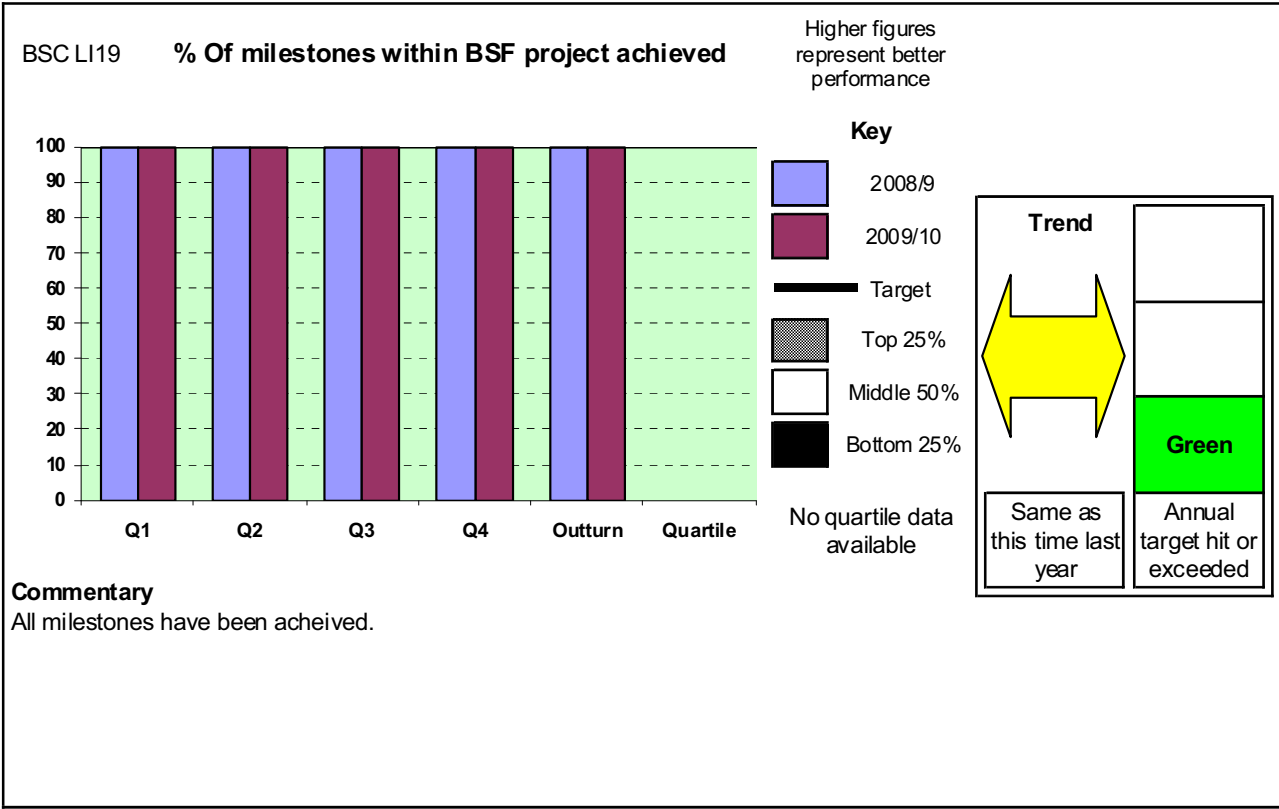
Appendix 1- Progress against Objectives/ Milestones Appendix 2- Progress against Key Performance Indicators Appendix 3- Progress against Other Performance Indicators Appendix 4- Progress against Risk Control Measures Appendix 5- Explanation of traffic light symbols


Service Plan Ref.	Objective	2009/10 Milestone	Progress to date	Commentary
BSC 1	To transform the Learning Environment	Complete outline business case for BSF by May 2009		Outline business case completed by 22 nd April 2009.
		Commence Competitive Dialogue by July 2009		Approval of the outline business case was delayed by Treasury. Approval given in August 2009. Procurement commenced August 2009. Dialogue commenced as planned within timescale.
		Develop the plan for Phase 3 Children's Centre Capital and Child Care Capital by March 2010		Executive Board approved the allocation of Childcare Capital including IT. All providers have been notified and are now progressing the capital developments.
		Gain approval to commence the process of Primary School Re-Organisation by March 2010		Despite the significant increase in primary admissions for September 2010, there are sufficient places within the authority to offer all pupils a place. The impact of the changing demography of the borough will be considered in 2010/2011 along with different models of school organisation.
BSC 2	To Manage Resources Effectively	Review of Directorate funding including schools in line with the efficiencies agenda by March 2010		All areas of directorate funding and school funding reviewed to identify efficiencies for 2010.
		Medium Term Financial Plan to be finalised for the Directorate by March 2010		Commissioning Priorities agreed for 2010/2011. Work commenced and further development required to be completed during 2010/11.






Service Plan Ref.	Objective	2009/10 Milestone	Progress to date	Commentary
		Identify opportunities for income generation through traded services across the Directorate by March 2010		Trade Fair held to market trade services to schools with some success. Further work will be done to look at other opportunities to increase the level of traded services in Wave 2 of the Council's Efficiency Agenda.
		Establish a process to benchmark costs of services by March 2010		Level of school balances benchmarked against other local authorities both nationally and locally.
		Implementation of Care Assess and ESCR to be complete by March 2010		We have gone live with Carefirst 6 and Care Assess with the CYP Intensive Support Team and have set up a programme of fortnightly workshops to develop Care Assess with front line CYP social care staff and managers. The CF6 / Care Assess - ICS / Care Store - ESCR project details and support resources have been reviewed and the resources have been enhanced to accelerate development in 2010/2011.
BSC 3	To Develop an Integrated Children's Workforce	Submission of 'One Children's Workforce' project report to CWDC by June 2009		Submitted on time.
		Implement the OCWT Action Plan and complete all required actions by March 2010		All actions identified within the OCWT are on course for completion within timescale

Service Plan Ref.	Objective	2009/10 Milestone	Progress to date	Commentary
		Establish a thorough baseline position of Workforce data for the Children's Trust by March 2010		Information is now available for the schools workforce. There are still difficulties in establishing a baseline position due to the lack of available workforce data. Development of the Trent HR is required to overcome these problems.
		Establish Workforce Development strand of JICU by March 2010		As part of the Council's Efficiency Programme – workforce development is now part of the Policy and Strategy Centre of Excellence.
BSC 4	To develop Joint Intelligence and Commissioning to inform the work of CYPD and the Children's Trust	To establish JICU and implement the four key strands through actual or virtual teams by March 2010		Virtual Joint Commissioning Unit established with Halton and St Helen's PCT – 1 st April 2010.
		To establish the Service Delivery Partnerships of the Children's Trust by September 2009		Partnerships are all now in operation and reporting mechanisms to the Children's trust established.
		Develop integrated systems for intelligent use of data by March 2010		Work commenced further development required to be completed during 2011/12.








Ref	Description	Actual 2008/9	Target 09/10	Quarter 4 Year-end	Progress	Commentary
Corporate Health						
BPR LI13	Staff Turnover Rate	Baseline TBE	TBA	N/A	-	Data not available due to the Efficiency Programme
Cost & Efficiency						
BPR LI22	% of schools with surplus budget	Baseline TBE	TBA	22%	-	In 2008/2009 there were 16 schools with excess surplus balances. The same number of schools as in 2007/2008. However, there has been a reduction in the value of the total balances by just less than £250,000
Fair Access						
BPR LI8	% EIA completed	75%	100%	N/A	-	Due to Efficiency Programme data source not available at present
BPR LI24	% of Schools using the Virtual Learning Planning	75%	100%	100%		Training now delivered to all schools and schools now rapidly developing their own sections on the VLP and their own school websites.

Objective Reference	Risk Control Measure	Progress	Commentary
BSC 3	Project plan developed including an in depth risk log monitoring all risks. Mapping of resources available to identify opportunities to align and increase capacity		Joint Commissioning Unit has been agreed with Halton and St Helens PCT and St Helens MBC. New structures to deliver integrated performance, strategy and workforce strands have been implemented from 1 st April as part of the new council structures.
	Conduct Exit Interviews with all leavers and use data to inform review of Recruitment & Retention Strategy. Implement revised Directorate Recruitment & Retention Strategy		Monitoring of exit interview indicates they have not been completed on a consistent basis. A review of the process has been completed and the information gathered during interviews completed has been used to inform the Recruitment and Retention Strategy which is currently going through the approval process.
	Action plan developed and implemented to minimise the impact on affected service areas		Recruitment & Retention strategy reviewed and implemented.
BSC 4	Resource requirements identified on a multi-agency basis to ensure ownership of the project. Identification and awareness of benefits of integrated support function		Joint Commissioning Unit has been agreed with Halton and St Helens PCT and St Helens MBC. New structures to deliver integrated performance, strategy and workforce strands have been implemented from 1 st April as part of the new council structures.
	Change management programme to drive culture change Common terminology and glossary of terms to be agreed Project Group meeting on a regular basis to oversee the development of the 4 key strands		Joint Commissioning Unit has been agreed with Halton and St Helens PCT and St Helens MBC. New structures to deliver integrated performance, strategy and workforce strands have been implemented from 1 st April as part of the new council structures.

Application of RAG symbols:

		<u>Objective</u>	<u>Performance Indicator</u>
<u>Green</u>		Indicates that the milestone/objective <u>will</u> be achieved within the identified timeframe.	Indicates that the annual target <u>will</u> , or has, been achieved or exceeded.
<u>Amber</u>		Indicates that at this stage it is <u>uncertain</u> as to whether the milestone/objective will be achieved within the identified timeframe.	Indicates that at this stage it is either <u>uncertain</u> as to whether the annual target will be achieved.
<u>Red</u>		Indicates that the milestone/objective <u>will not</u> , or has not, been achieved within the identified timeframe.	Indicates that the annual target <u>will not</u> , or has not, been achieved.